

# CYBER WORLD



MANUAL



MAGIC BYTES



# CYBER WORLD

## IMPRESSUM

Idea.....Thomas Brendel, Rolf Lakämper, Hartwig Nieder-Gassel  
Amiga programmed by.....Andreas Käser  
C64 programmed by.....Georg Brandt  
and.....Andreas Wellie  
Graphics .....Hartwig Nieder-Gassel  
Additional Graphics and Sound.....Georg Brandt, Ralf Vogel  
Realization.....Hartwig Nieder-Gassel  
CPC programmed by.....Carsten Neubauer  
Spectrum programmed by .....Olaf Marohn, Udo Graf

Copyright 1990 by micro - partner Software GmbH  
A Product of Magic Bytes

Special thanks to

Maus, "Grobi"Witte, Virginia Zini, Thomas Schichtel, Phillip  
Ridgeway-le-Gresley, Rolf Lakämper, Friend Computer, Bettina  
Mieder Cpt. Wetzberger, all those, who will enjoy this game.



## **Welcome to Cyber World!**

Since the situation in Cyber World is critical, Friend Computer is delighted that you have decided to serve him as a Hunter. You will be rewarded if you follow the Computers orders.

### **Praise The Computer!**

Enemies are wreaking havoc in Cyber World. They have organized terrorist groups that threaten the security of Friend Computer and all good citizens of Cyber World. For example, who is painting graffiti on the computer terminal screens? Your mission is to hunt down these enemies and interrogate them before a Transbot drags them into a hot chair. If you succeed, you are assured of a promotion.

## **How to Enter Cyber World**

Plug a joystick into port 2. Power up your computer, according to the manufacturing instructions. Once you have loaded the program, you will be prompted for your name. Soon you will find yourself in Cyber World. But fear not, because from now on Friend Computer will protect you.

### **Multi-Function-Screen**

On the lower half of the screen, you will see you location in the city. In the upper half of the screen, you will see the control indicators. The right part consists of two large windows. The left one indicates your equipment (Equipment Window) and the one on the right shows the R3D equipment. Both of these windows have a garbage can in the lower right corner for the



trashing of unused equipment. In the left upper corner, you see the remaining number of lives. Below that you will find your name and the abbreviation of your security level (refer to table 1). Example: Player "Frank" with the security level "yellow" is shown as "Frank-Y". All new Hunters start with a security level of "red". You must succeed in you mission to attain a higher security level. You will also see a time Indicator on the screen to remind you of the time you have remaining to complete your mission. And finally, there is a text window for transmitting important messages.

## Table One Security Levels

R = Red  
O = Orange  
Y = Yellow  
(C-64 only: C = Cyan)  
G = Green  
B = Blue

## How To Play

You have the freedom to roam about Cyber World. The screen section will change to allow you to view your discretion. You must respect the other citizens of the Complex. Use the fire-button to use your weapon (if you own one). You can examine paralyzed citizens by standing on them and pressing the joystick button. Remember it is illegal to paralyze innocent citizens. Friend Computer will outfit you with some great equipment. The R3D equipment will be shown in the R3D robots window and your equipment will be shown in yours. To access these windows, press the space bar. An arrow will appear that you can control with the joystick (left to right) to select an object. If you wish to move from one window to the other, move the joystick up or down. If you want to lose an object forever, hold the joystick to the right until you get to the



trashcan. Press fire then select the appropriate equipment (if you choose the trashcan by accident, press fire again). Exit the equipment section by mashing the spacebar. Sometimes it might be necessary to operate objects in the equipment field with each other. For example, putting a disk into a disk drive. The Computer has confidence that you will use this to your advantage should the opportunity arise.

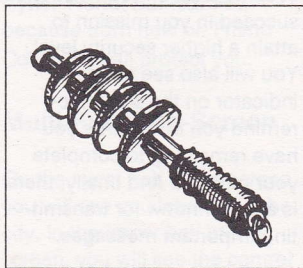
When you begin your mission, you will be issued the following equipment: 1 Mission Suit (MIST), 1 Pair Underwear (DEAR), 1 Power Magazine (PINE), 1 Food Card (FCA), 1 Credit Card, 1 Paralyzing Stick (PICK)

## The Equipment

There are four different groups of equipment.

1) WEAPONS - The simplest weapon is the PICK. Its a part of your basic equipment. Better weapons have a higher range.

The GAGA (Gas Generator) uses a completely different ammunition for example. Although other weapons may be more effective than the basic ones, they use more energy and require more power magazines.

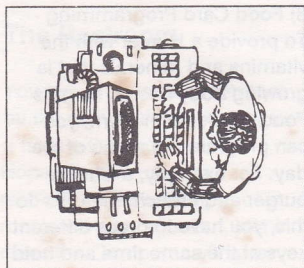


2) SURVIVAL - These are the basics that you absolutely need for day to day living. For example: Mission Suit (MIST) Underwear (DEAR) Toilet Paper (LEPER) Food card (FCA).



3) EXTRAS - These are special pieces of equipment that do such things as protect you from weapons, give you special abilities or allow you to read data carriers.

4) R3D - Equipment for your BOT. Some equipment is free of charge, because it is still in the experimental stage. They are clearly marked "Experimental".



**HINT:** Buy yourself a communicator (COMMI). When Friend Computer calls you on it, you should operate it in the QUIP field only. Only then will you get your orders on the selected terminal. Because Friend Computer loves his citizens, he provides several services, which vary from floor to floor. You can use these services by placing yourself in front of them and walking towards it.

## List Of Abbreviations The Terminal

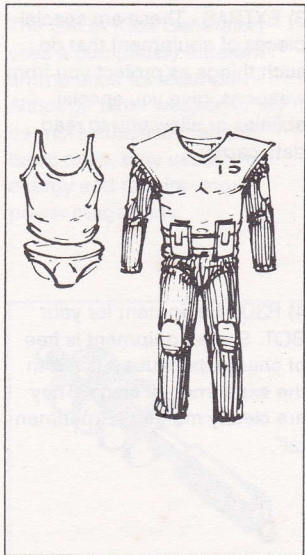
The terminal are attached to the sides of buildings. They are a link to Friend Computer. This is where you will receive your commands (if any). You can also select the following functions from a terminal:

1) Shopping - Here Friend Computer gives you the opportunity to buy some of the most modern equipment available. To make a purchase, choose the object you wish to



purchase in the flashing window and press fire. At the top of the screen the abbreviation and price of the object will be shown. There are a few things to consider. In the beginning, there is some equipment you may not be able to buy because you must have a higher security level to use it. This is for your own protection. Friend Computer wants only experienced Hunters to operate the highly dangerous and complicated equipment. Also you may not have enough Dollars to purchase a certain piece of equipment. Also be sure that you have enough room in the equipment window. You can exit the shopping window by going to the exit symbol and smashing RETURN.

2) Account statement - Here you can find out how many Dollars you have at that time.



3) Food Card Programming - To provide a Hunter with the vitamins and minerals that is growing body needs, he gets Food Cards. With them, you can program the menu of the day. For example, a Cheeseburger and French Fries. To do this, you have to press different keys at the same time and hold



them down. After the programming, the Food Card can be eaten.

If the card is eaten before it is programmed it can lead to indigestion.

4) Load R3D - If your R3D is equipped with batteries, they must be charged after a certain amount of operation time so that the R3D can continue to function. Recharging instructions will be provided by the Computer.

5) Log off - Terminate the link with Friend Computer.

**HINT:** You can speed up the display of screens by pressing the fire button on the joystick.

## The Restroom

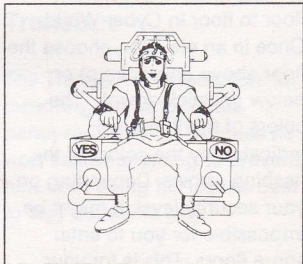
You can recognize a restroom by the sign "00". You can enter it from either side.

Hopefully, the use of a restroom is something you've mastered long ago. But, just in case, the Computer will give

you instructions. The use of Toilet Paper is highly recommended.

## The Hot Chair

The Hot Chair is marked "CB". You are called to this room when you have properly executed your orders. You will be promoted



and receive rewards. Also, you will be given a little test, that you will of course, pass easily. You will be asked questions and then given 3 possible answers, one at a time. You can accept the answer shown (joystick left) or below (joystick left) or refuse (joystick right) and go to the next possible





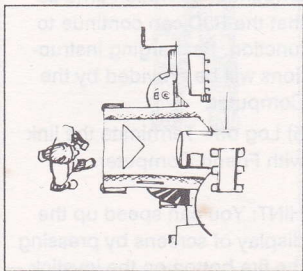
answer. If you don't select either of the first two answers, the third one is automatically your answer.

## The Elevator

The elevator are indicated by a square inside of a square. Use the elevators to travel from floor to floor in Cyber World. Once in an elevator, choose the floor above (joystick up) or below (joystick down). The colors of the floors are indicated by the colors of the flashing arrows. Depending on your security level, it might be impossible for you to enter some floors. This is for your own protection, as Friend Computer does not want you to get hurt on a dangerous floor due to lack of experience. The Computer is looking out for you.

## The Air Pressure Transport System

In all buildings, Friend Computer has had installed the Air Pressure Transport System (APTS). They are used by entering the openings marked with arrows (if you have a R3D and a APTS connection). You

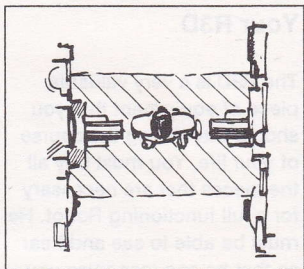


steer with the Joystick. Joystick right steers right (and left steers left). Joystick up speeds you up and slows you down and joystick down will turn you around (180 degrees) on the spot. The maneuvering of the APTS system takes some practice.



## The Control Stations

Control Stations are indicated by wide beams in the corridors. Here you must undergo a little personality test. They are similar to the Hot Chair, except here you are asked yes/no questions. A loyal Hunter shouldn't have any trouble. Once you are successful, you will be dismissed and you may pass. The computer uses these Control Stations to expose traitors and eliminate them for YOUR security.




## TransBot

The TransBot is responsible for removing the unfortunate paralyzed citizens. Because he won't allow anything to prevent him from doing his job, it's best to stay out of his way.

## The Guards

The Computer has appointed armed Control Guards in blue uniforms to patrol Cyber World. If you bump in to one, he may ask you a few questions to test your loyalty, so show them proper respect.






## Your R3D

The R3D is a very valuable piece of equipment that you should buy during the course of your life. You must buy all the pieces that are necessary for a full functioning Robot. He must be able to see and hear so that he can recognize you. He must be mobile and of course he needs a power supply. If one of these abilities is missing, the R3D will not function properly (if at all).

## Life in Cyber World

Because Friend Computer knows how dangerous the life of a Hunter is, he provides you with 6 lives. So now, if you will follow the orders of Friend Computer, and complete your missions successfully, your respect and influence in Cyber World will rise. Consider this not a game, but an adventure. For now you are on your own. Your fate is in your own hands. Friend Computer will provide



you with the necessary equipment. He will observe you with great interest, so beware of the rumors and of the curious, less you endanger yourself and others. As it is however, everything is fine. Friend Computer is sure that you will not disappoint him. To do so is treason.

## Your Boy

The boy is a very special  
child, and you should  
know that he is the  
most precious thing you  
own. He is the one who  
will bring you the most  
joy and happiness in  
your life. You should  
love him and care for  
him as much as you can.

## Life in Other World

When you die, you go to  
another world. It is a  
very beautiful place, and  
you will be with your  
loved ones. You will  
be happy and at peace.  
You will not be sad or  
miss anyone. You will  
be with God, and he  
will love you and care  
for you. You will be  
with your family and  
friends, and you will  
be happy and at peace.

Life in other world is  
very beautiful. You will  
be with your loved ones,  
and you will be happy and  
at peace. You will be  
with God, and he will  
love you and care for  
you. You will be with  
your family and friends,  
and you will be happy  
and at peace.

Life in other world is  
very beautiful. You will  
be with your loved ones,  
and you will be happy and  
at peace. You will be  
with God, and he will  
love you and care for  
you. You will be with  
your family and friends,  
and you will be happy  
and at peace.