

BATTLE OF LENINGRAD!

by Sakis Kaffesakis 2022

Music by Manossg- Digitized images by Brundij

BATTLE OF LENINGRAD is a simple text adventure game (trial/error multiple choice).

Load the dsk file and then type

Type < run"loader.bas" >

In this game, you have to make the correct choices in order to finish the game.

Available in Greek, English, French and Spanish.

464 version also available (no colour/FILL).

Runs better in Winape emulator (Winape 2.0 beta 2).

We do not recommend CPCEMU and M4 Board for running the game, as we noticed some problems in the 2 animations. We also made a version for M4 board to avoid these problems and we simplified the animations (no sound and less black squares).

STORY

WINTER 1941-1942.

LENINGRAD is besieged by the German troops.

The major problem is the transport of supplies for the people and the army.

The only way for transporting supplies is over the iced lake LADOGA.

You must help the general Zhukov in the battle but also in transporting supplies to the city, which is starving. The food portions are very little.

Otherwise, everyone will die due to starvation and extreme cold.

INSTRUCTIONS/KEYS

To play this game, you only have to use the numbers (0-5).

Please have in mind that:

When you take an object, the object you were already holding returns to its initial place.

It is important to hold a specific object when you make a specific choice.

Some wrong choices may lead you to dead-end in next points.

If you find the game difficult, you can load the dsk file and then type run"SOLUTION.BAS".

The correct steps to finish the game will be showed one by one, so there is no possibility to see all the solutions altogether while you don't want to.

All pictures in BASIC are almost completely drawn using PLOT/DRAW/FILL commands.

Arkos Tracker is used for music, by MANOSSG. SFX from ARKOS TRACKER.

There is a checkpoint also. Password for the checkpoint is <OFI>.

If you want to use the checkpoint password, please use it from the beginning on the menu screen.

Intro and Menu music:

<Katioua> song:

https://www.youtube.com/watch?v=7J_ZdvsZaE

This melody is also the anthem of EAM (National liberation front in Greece)

[https://en.wikipedia.org/wiki/National_Liberation_Front_\(Greece\)](https://en.wikipedia.org/wiki/National_Liberation_Front_(Greece))

<https://www.youtube.com/watch?v=fepaQE9YUZ4>

The melody is used also in Greek stadiums from fans of many teams.

Winning music: Inspired by Schostakowitsch 7th symphony <Lenigrander>.

https://www.youtube.com/watch?v=GB3zR_X25UU&t=532s

Special thx to :

Manossg for his wonderful music, testing, editing, proofreading, ideas!

Brundij for the digitized images!

Roberto Carangelo for French translation!

MiguelSky for Spanish translation!

Animalgril987 for testing the game!

Frederic Bezies for testing French translation!

Hope you enjoy! Many thx for your interest!

Sakis Kaffesakis

Heraklion Crete, Greece.

Your comments are welcomed at skafesakis@yahoo.gr

www.amstradsakis.blogspot.com



The game is dedicated to the Heroes of Leningrad.

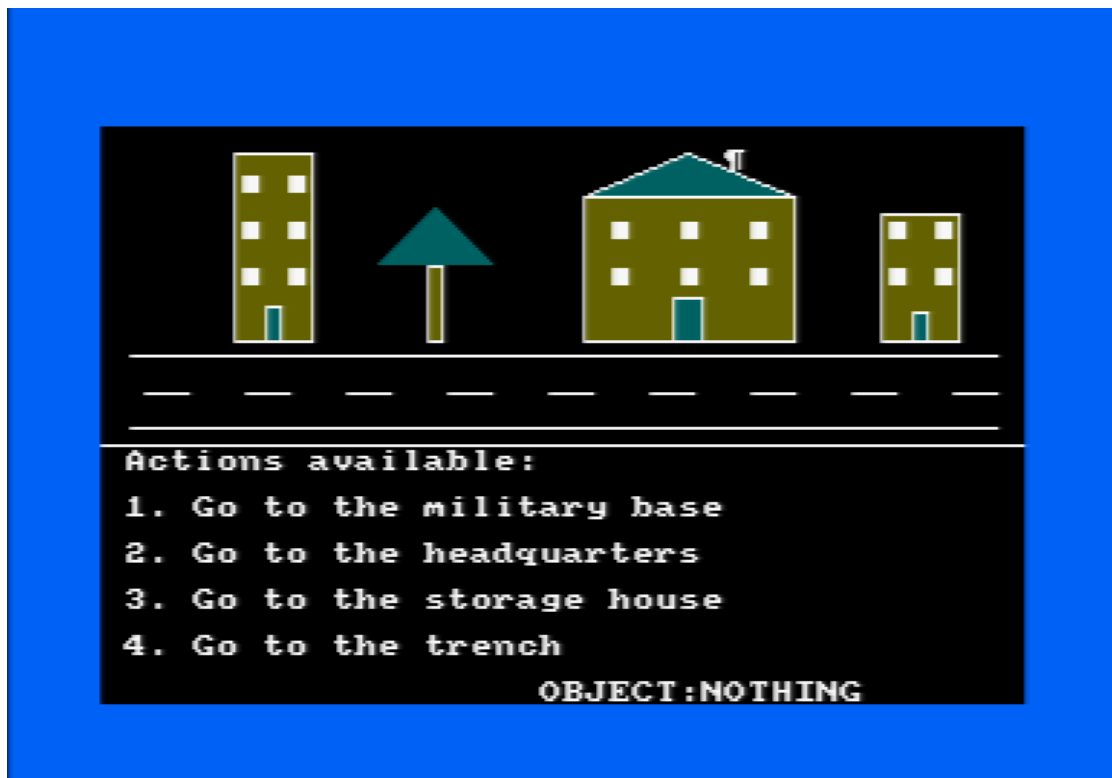
In the next pages, you will see info about the pictures of the game.

PICTURES IN BASIC AND ANIMATIONS (by Sakis Kaffesakis)

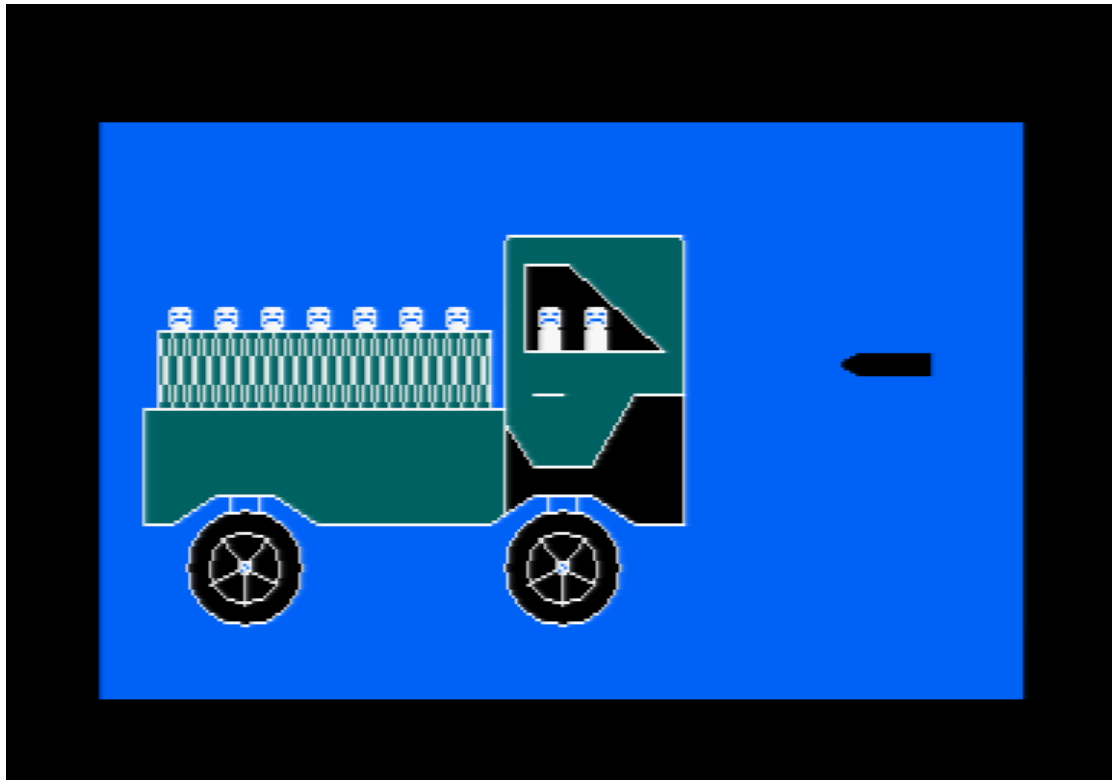
1: INTRO SCREEN




2: MAIN ROAD PICTURE



3: ANIMATION 1



4. ANIMATION 2



DIGITIZED IMAGES (by BRUNDIJ):

PHOTO 1 (INTRO): Sakis Kaffesakis (me) serving the greek army on 2004.



PHOTO 2: Monument to the Heroic Defenders of Leningrad

Retrieved from <http://www.saint-petersburg.com/monuments/heroic-defenders/>



What will you do?

1. Escape with the truck
2. Search for enemies and attack
3. Leave with the truck
4. Check the road for enemies
0. Go back to the main road

OBJECT:NOTHING

PHOTO 3: Retrieved from
<https://www.greelane.com/geisteswissenschaften/geschichte--kultur/world-war-ii-marshal-georgy-zhukov-2360175/>

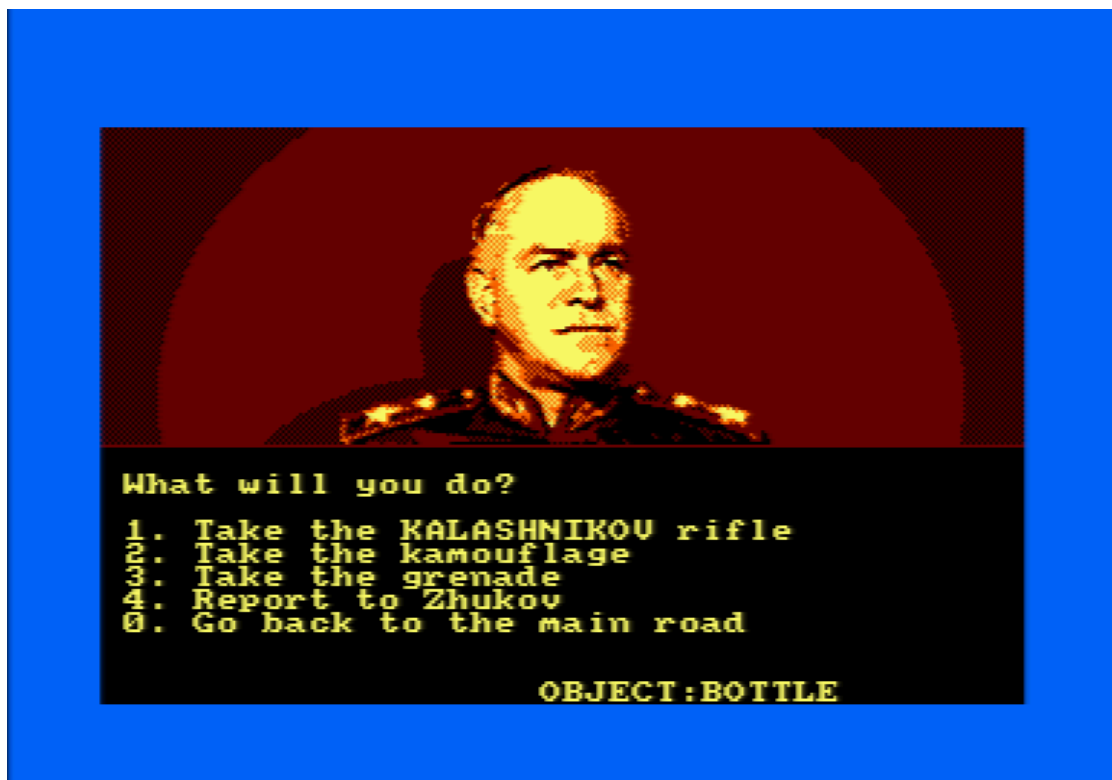



PHOTO 4: Retrieved from

https://commons.wikimedia.org/wiki/File:Old_farm_building_-_geograph.org.uk_-_1723087.jpg



What will you do?

1. Take the bulletproof vest
2. Take with you 1 kg of bread
3. Take the gauzes
4. Take the morphine injection
5. Take the can with the gas
0. Go back to the main road

OBJECT: BOTTLE

PHOTO 5: Retrieved from

<https://www.iwm.org.uk/collections/item/object/205205024>




What will you do?

1. Take the bazooka
2. Surrender temporarily
3. Fall back and hide
4. Take the Germans' map
0. Go back to the main road

OBJECT : BOTTLE

PHOTO 6: Retrieved from <https://www.pinterest.ca/pin/533043305894983666/>



You see an enemy truck with 20 Germans!

1. Negotiate using white flag
2. Accelerate and crash into the truck
3. Take the glass bottle
4. Hide in the forest
5. Attack the truck
0. Go back to the military base

OBJECT:NOTHING

PHOTO 7: Retrieved from <https://tankmuseum.org/tank-nuts/tank-collection/t-34-76>



German tank approaching in 100m!

1. Negotiate using white flag
2. Attack the tank
3. Try to make a flanking maneuver
4. Accelerate and try to escape
0. Go back to the military base

OBJECT:NOTHING

PHOTO 8: Retrieved from <https://www.colorized.com/soviet-flag-wwii-victory-reichstag-berlin-1945/4>



You saved many lives by transporting
supplies to LENINGRAD!
After much time, the siege was broken
and the Red Army triumphed!
You were awarded the medal of the Hero
of the Soviet Union!
GAME OVER