

BERLYN'S  
\$ 2.40  
OFFICE SUPPLIES

*Expedition Log*  
*Ellingsworth*  
*Pyramid Search*



DATE July 8

I think I'm on to something big. Really big. This is the chance I've been waiting for, the chance to prove to everyone that I'm not just someone's errand boy.

After the way Craige treated me on that ridiculous safari, I developed a distaste for him. Everyone jumped when he spoke—the great white hunter, puffed up and dressed the part. I knew everything he knew about running a safari and he still treated me like dirt. Even his client, Joshua Rankin, thought Craige was someone really special, someone who had seen everything, been everywhere, was always in control of every situation.

The way he always barked orders got to me after a while. "Help the bearers strike the tents," he'd say, or, "Check the supplies." God, how I learned to despise him.

I played it smart, though. I knew better than to confront him, to let him know I saw right through him. I bided my time, waited till we were back in the States, then formulated a simple plan.

It was risky, and I had no idea what Craige would do if he caught me at it, but I was just as good as him, and all I needed was the break to prove it.

Rose Ellingsworth  
55 Wheeler Street  
Cambridge, MA  
USA 02138  
611-555-7635



# Boarding Pass

**AIR EL MENHIR**

FLIGHT·  
976Y  
DATE OF FLIGHT·  
JULY 9  
GATE·  
23

DESTINATION·  
EL MENHIR-EGYPT  
BOARDING TIME·  
3 PM  
DEPARTURE TIME·  
3:25 PM

SEAT NUMBER·  
13B AISLE  
NON-SMOKING  
CLASS·  
COACH

TICKET NUMBER·  
0098 764 9823  
ESTIMATED  
TIME OF ARRIVAL·  
2:30 PM JULY 10

Well that break came this morning, when a Miss Ellingsworth called. Craige was out of the office, so I answered the phone. I told a little lie when I told her who I was. She wanted someone with a lot of experience to find something out in the desert, and I told her I was Craige's partner, and I had all the experience for the job. When she asked for Craige, who was out checking on some new equipment, I told her he was on safari, and it was me or no one. She bit! She gave me her address and I went over to talk to her. She was a gray-haired spinster type, about 65 or so, living in an old, pretty run-down place.



DATE \_\_\_\_\_

This is the story she told me:

Her father was an archaeologist in the early part of the century. Somehow he got his hands on an ancient artifact, a pottery shard more than 5000 years old inscribed with strange hieroglyphs. From what he deciphered, the shard pointed to the general location of a pyramid, a pyramid which no one had ever heard of before. He kept as quiet about his discovery as possible and, after four years of bowing, scraping, and petitioning foundations and universities, managed to fund a small expedition in 1920. He took his wife and newborn daughter along for the trip. After a few months of disheartening searching, he came across something which proved he was on the right track—a small block of limestone inscribed with those same odd hieroglyphs. When he decoded it he discovered it referred to vast riches and a queen.

That's as far as he got, though. The desert heat and the local water got to him and he died there. His widow and child returned to the States and, when Tut's tomb was discovered a few years later, Miss Ellingworth's mother figured they'd dug up her dead husband's pyramid. She stowed all his records and belongings in a steamer chest and forgot about the whole thing.

And there it rested for sixty years until the mother died. Miss Ellingworth went through the stuff in the attic and found the limestone cube,



An Infocom publication

July 1983 \$1.25

# TRUE TALES of Adventure

**IN THIS ISSUE:**

**RITUAL "TALKING DISKS"  
DISCOVERED AT THE HEART OF DARKNESS!**

a map, a partial hieroglyphic dictionary, and a rubbing of the cube. From what she could tell, the pyramid was nowhere near Tut's, so she called Craig to see what could be done.

"Just think of the historical significance of such a discovery," Miss Ellingsworth said to me, handing over her father's things. Sure, it was a cinch. I looked the pieces over. With the map, the task seemed easy.

I could practically see the pyramid in my mind. All the glory would be mine — not Craig's! This was a chance to show the world what a fool Craig was, a chance to prove that I was better than him.



DATE

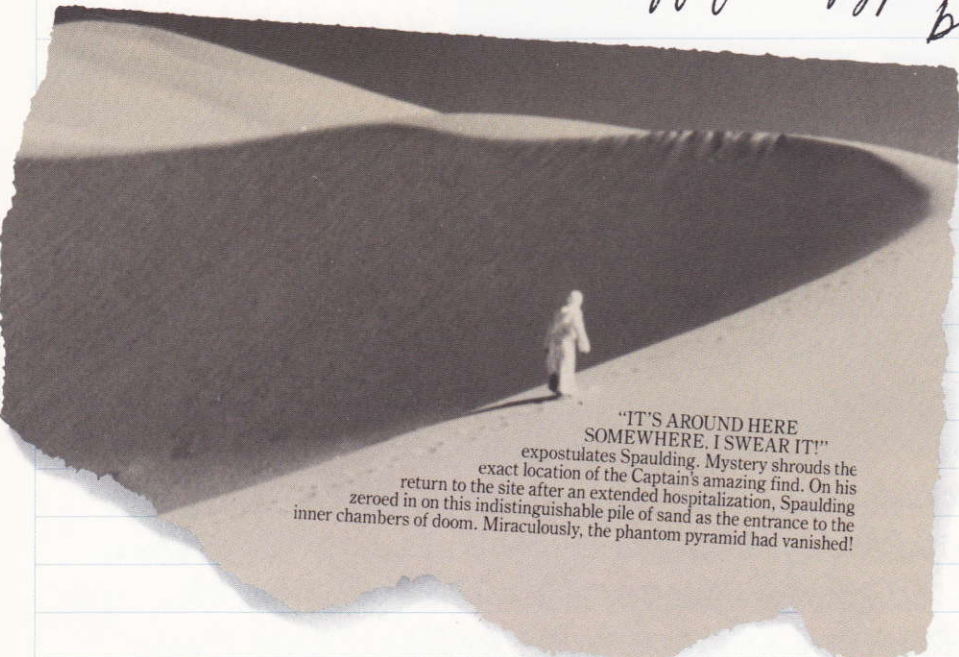
There would be enough gold and treasures in the pyramid to set me up for life but, more importantly, it would give me the reputation I deserved but had been denied by the glory-grabbing Craige.

I've been preparing for something like this to come along. I've saved money, sold the condo and just about everything I had that was worth anything, waiting patiently for the right opportunity. Now it's here and I realize I'm undercapitalized.

Miss Ellingsworth has no money — all she really wants out of this is to make her Dad into someone famous — so it's all up to me.

I packed my bags and got my visa today. Tomorrow I take off for Egypt. I won't


bother giving Craige notice.



"IT'S AROUND HERE SOMEWHERE, I SWEAR IT!"  
expostulates Spaulding. Mystery shrouds the exact location of the Captain's amazing find. On his return to the site after an extended hospitalization, Spaulding zeroed in on this indistinguishable pile of sand as the entrance to the inner chambers of doom. Miraculously, the phantom pyramid had vanished!



DATE July 13



## Abdul

TOP GUIDE

To reach me,  
leave message at Oasis Inn  
with Kahmir.

We leave for the pyramid site tomorrow at daybreak. I'm in El Menhir a muddy little village on the Nile. I've managed to keep my purpose here a secret — I told the locals I was a scientist, interested in making sonar soundings in the desert. But I did confide in Abdul, the top guide in the area. He'll be the go-between for me and the locals he lined up to do the work. He also rounded up all the supplies we need — tents, K-rations, cooking utensils, and the like.

July 22

It's been one disaster after another, but none of it is really my fault! First, we hardly get into the real desert area when the navigation box falls off the back of the jeep. Great! I had to radio back to Cairo for a replacement and they said they'd get it to me, air-drop it into the encampment, in a few days — another expense in an already tight expedition \$\$\$

Then the dates Abdul bought turned out to be insect infested and spoiled. The locals started grumbling and muttering, and one of them had the nerve to demand more money. I promised everyone a big bonus if all went well.





A ration of fermented camel milk and dried dates kept the Captain alive for over three weeks as he wandered aimlessly through the catacombs. This electronic watch, which was programmed to play "Skip to My Lou My Darling" and the "Gregorian Funeral March" at 15-minute intervals, helped keep Spaulding's mind from slipping into the hopeless morass of insanity.

They looked at me as if I were lying. I don't think they trust me, and I don't know how much longer I can keep them digging, and still stay in control. I don't remember Craige ever having these problems.

And this kind of thing sure never happened to the heroes in "True Tales of Adventure."

August 6

We've been at the site for three weeks and the new navigation box still hasn't arrived yet. I figured it would be best to keep the men busy — "idle hands" and all that — digging in the general area indicated on the map. Without that box, though, it's like looking for a needle in a haystack.

Worse, the crew suspects I'm trying to pull a fast one on them. Abdul came to me and said I had better do something or there'd be trouble. I laughed at Abdul, telling him that I was in control, that nothing was going to happen that I didn't want to happen. Abdul said "What about the box? Did you want it to break?" I guess I got a little too angry when he said that. I slapped him across the face! Abdul said nothing, but he glared at me. I think I might have handled him better.



DATE August 8

THE BOX STILL ISN'T THERE! Without it, I don't think I'll be able to hold things together much longer. Our food stores are pretty low. The men are grumbling more and more. They stop working unless I stand over them and watch. One of them simply refuses to work at all, and Abdul is no real help. He seems to take their side.

August 12

No box!! Radioed Cairo yesterday and the day before. They assure me it's on the way. If it is, then where is it?

Abdul led the men into the desert to perform some religious ceremony, but I didn't believe it was a holyday. All I could think was that the whole thing was getting out of control. That I was losing the only real chance I ever had. That if I didn't get them back to digging it would be all over. I marched out into the desert to confront Abdul. I asked him to stop his foolishness and get back to

**El Menhir**  
EQUIPMENT RENTAL

"Come speak American with us today"  
AMID ABEND, PROPRIETOR

ALL EQUIPMENT GUARANTEED\*

5 Compasses	£E12
10 Collapsible Shovels	£E35
10 Tungsten-Tipped Pickaxes	£E37

1 Metal Detector	£E54
------------------	------

2 Boar Bristle Brushes	£E21
------------------------	------

3 Cases Kumiss for Medicinal Purposes	£E48
---------------------------------------	------

5 CAMELS at £E12 per day.  
Includes tandem saddles and fly-swatters. Does not include camel feed or water. Total camel rental fee to be determined upon return of camels, saddles, and swatters.  
Deposit of £E200 required.

TOTAL for other equipment £E207

Payable at time of rental.

\*to be less than 8 years old and in working order.



DATE

work. Abdul looked very offended! I pushed him, demanding he order the men to work. He didn't push me back, but he did say, "You shall regret that, sacrilegious dog!"

Terrific! Looks like I blew it! How was I to know it really was a holy day? They moved off further into the desert to conduct their ceremony out of my sight. A little later, while I was lying on my cot, trying to figure out what to say to them that wouldn't sound too much like an apology, one of the men came into my tent. He seemed real friendly, and asked for the calfskin of Kummiss. I figured they'd gotten over my little flareup and all was forgiven. He brought the calfskin back a few minutes ago. I'm going to write to Miss Ellingsworth back in the States to assure her everything's going okay. One thing I don't need is for her to hire someone else for this job, especially after what I've been through. A few swigs of Kummiss should get me through the letter OK.

### LOU'S


Sally \$400

Abdul £25

Kahmir £12 <sup>plus tip!</sup>

Mom \$28 + \$48  
plus 5% interest

Joyce \$50 plus dinner





# Instruction Manual for INFIDEL™

You like to think of yourself as a bold and adventurous soldier of fortune, daring to brave the perils of the Egyptian Desert in search of a great lost pyramid. In fact, you're a small-time explorer, and you've just been marooned by your crew. Thoughts of getting lost, starving to death, or dying of thirst cross your mind, but you are sustained by the faint hope that you can somehow find the pyramid in this smoldering heat.

You're all alone. Perhaps the sun has affected your thinking. Do you really expect to find a lost pyramid in this vast, endless desert, much less survive? Even if you do find it, can you get inside? Hardest of all, are you capable of matching wits with the ancient Egyptians?

Still, you're driven onward against desperate odds. Undreamed-of riches and treasures beyond imagination await you. And your pride and dignity, your reputation and self-esteem, are at stake.

For you are branded INFIDEL.

If you're experienced with Infocom's interactive fiction, you may not feel like reading this entire manual. However, you should at least look at the appendix of recognized verbs (on page 18).

## Table of Contents

<b>An Overview</b>	<b>Page 12</b>
• What is interactive fiction?	
• Moving around	
• Turns and scoring	
<b>Tips for Novices</b>	<b>13</b>
Nine useful pointers about interactive fiction	
<b>Communicating with INFIDEL</b>	<b>14</b>
• Basic sentences	
• Complex sentences	
• Vocabulary limitations	
<b>Starting and Stopping</b>	<b>16</b>
• Starting INFIDEL ("Booting up")	
• Saving and restoring	
• Quitting and restarting	
<b>Appendix A: Important Commands</b>	<b>17</b>
<b>Appendix B: Some Recognized Verbs</b>	<b>18</b>
<b>Appendix C: INFIDEL Complaints</b>	<b>18</b>
<b>Appendix D: Sample Transcript and Map</b>	<b>20</b>
<b>Appendix E: We're Never Satisfied</b>	<b>23</b>
<b>Appendix F: If You Have Technical Problems</b>	<b>23</b>
<b>Appendix G: About the Author</b>	<b>24</b>
<b>Appendix H: Copyright and Warranty Information</b>	<b>24</b>
<b>Appendix I: Quick Reference Guide</b>	<b>25</b>
This briefly describes the most important things to know about interactive fiction. It is <i>vital</i> that you know all these things before you begin your adventure.	



## An Overview

Interactive fiction is a story in which *you* are the main character. Your own thinking and imagination determine the actions of that character and guide the story from start to finish.

Each work of interactive fiction, such as INFIDEL, presents you with a series of locations, items, and events. You can interact with these in a variety of ways.

To move from place to place, type the direction you want to go. When you find yourself in a new location, it's a good idea to become familiar with your surroundings by exploring the nearby rooms and reading each description carefully. (You may notice that INFIDEL occasionally refers to a location as a "room," even if you are outdoors.) As you explore, it is helpful to make a map of the geography.

An important element of interactive fiction is puzzle-solving. You should think of a locked door or a ferocious beast not as a permanent obstacle, but merely as a puzzle to be tackled. Solving puzzles will frequently involve bringing a certain item with you, and then using it in the proper way.

In INFIDEL, time passes only in response to your input. You might imagine a clock that ticks once for each sentence you type, and the story progresses only at each tick. Nothing happens until you type a sentence and press the RETURN (or ENTER) key, so you can plan your turns as slowly and carefully as you want.

To measure your progress, INFIDEL keeps track of your score. You may get points for solving puzzles, performing certain actions, or visiting certain locations.



## Tips for Novices

1. Draw a map. It should include each location, the directions connecting it to adjoining locations, and any interesting objects there. (See the small sample map that goes along with the sample transcript on page 20.) Note that there are 10 possible directions, plus IN and OUT.
2. Examine every object you come across. Most objects in the story that you can pick up are important for solving one or more of the puzzles you'll run into.
3. Save your place often. That way, if you mess up or get "killed," you won't have to start over from the beginning. See page 16 for instructions.
4. Read the story carefully. There are often clues in the descriptions of locations and objects, as well as in labels, engravings, books, and so on. Even strange or dangerous actions may provide clues, and might prove to be fun! You can always save your position first if you want. Here's a silly example:  
>GIVE THE PLAID GERANIUM TO THE WOLF  
The wolf considers, for a moment, eating the geranium instead of you. Then he decides the better of it. He comes closer and closer.  
In addition to learning something about the culinary preferences of wolves, you have a clue that perhaps feeding something else (a steak?) to the wolf would be more useful.
5. Unlike other "adventure games" that you may have played, there are many possible routes to the end of INFIDEL. Some puzzles have more than one solution; other puzzles don't need to be solved at all. Sometimes you will have to solve one puzzle in order to obtain the item(s) or information you need to solve another puzzle.

6. You may find it helpful to go through INFIDEL with another person. Different people may find different puzzles easy and can often complement each other.
7. If you really have difficulty, you can order a hint booklet and a complete map using the order form in your package. You don't *need* this booklet to enjoy the story, but it will make solving the puzzles easier.
8. Read the sample transcript on page 20 to get a feel for how Infocom's interactive fiction works.
9. You can word a command in many different ways. For example, if you were lying on an army cot and wished to stand up, you could type any of the following:  
STAND  
STAND UP  
GET OFF THE COT  
GET OUT OF THE ARMY COT  
In fact, if you were on the army cot and nothing else, just typing GET OFF would have been understood. But more about that in the next section . . .



## Communicating with INFIDEL

In INFIDEL, you type your sentence in plain English each time you see the prompt (>). INFIDEL usually acts as if your sentence begins "I want to . . .," although you shouldn't actually type those words. You can use words like THE if you want, and you can use capital letters if you want; INFIDEL doesn't care either way.

When you have finished typing a sentence, press the RETURN (or ENTER) key and INFIDEL will process your request. INFIDEL will respond, telling you whether your request is possible at this point in the story, and what happened as a result.

INFIDEL recognizes your words by their first six letters, and all subsequent letters are ignored. Therefore, SILVER, SILVERsmith, and SILVERware would all be treated as the same word by INFIDEL.

To move around, just type the desired direction. You can use the eight compass directions: NORTH, SOUTH, EAST, WEST, NORTHEAST, NORTHWEST, SOUTHEAST, and SOUTHWEST. You can abbreviate these to N, S, E, W, NE, NW, SE, and SW, respectively. You can use UP (or U) and DOWN (or D). IN and OUT will also work in certain places.

INFIDEL understands many different kinds of sentences. Here are several examples. (Note that some of these objects do not actually appear in INFIDEL.)

WALK NORTH  
DOWN  
NE  
GO UP

TAKE THE KNAPSACK  
PUT ON THE SILVER HELMET  
LOOK UNDER THE COT  
GO OUT  
DROP THE MATCHBOOK INTO THE FIREPIT  
EXAMINE THE LARGE RED MACHINE  
PUSH THE BLACK BUTTON  
SHOOT THE MUMMY WITH THE LOADED GUN  
TAKE THE FRAGILE SECOND-CENTURY VASE  
LOOK UNDER THE STATUE  
READ THE CRUMBLY YELLOW SCROLL

You can use multiple objects with certain verbs if you separate them by the word AND or by a comma. Some examples:

TAKE SILVER HELMET, FRAGILE VASE, YELLOW  
SCROLL  
DROP THE SMALL GEM AND THE BROKEN  
TELESCOPE  
PUT THE SAND AND THE WATER IN THE BOWL

You can include several sentences on one input line if you separate them by the word THEN or by a period. (Note that each sentence will still count as a turn.) You don't need a period at the end of the input line. For example, you could type all of the following at once, before pressing the RETURN (or ENTER) key:

READ THE MATCHBOOK. BURN THE MAP WITH THE  
MATCH. OPEN THE DOOR THEN GO SOUTH THEN  
TIE THE ROPE TO THE RAILING

The words IT and ALL can be very useful. For example:  
TAKE THE BOOK. READ IT. PUT IT ON THE BOOKSHELF  
CLOSE THE HEAVY METAL DOOR. LOCK IT  
TAKE THE SILVER HELMET. SHINE IT. PUT IT ON  
TAKE ALL  
EXAMINE ALL THE JEWELLED CLUSTERS  
TAKE ALL EXCEPT THE WET TOWEL AND THE ROPE  
DROP ALL BUT THE PENCIL



The word ALL refers to every visible object except those inside something else. If there were an apple on the ground and an orange inside a cabinet, TAKE ALL would take the apple but not the orange.

If INFIDEL doesn't understand one of the sentences in your input line, or if something unusual happens, it will ignore the rest of your input line (see "INFIDEL Complaints" on page 18).

There are *only two* kinds of questions that INFIDEL understands: the first is WHAT IS (something), and the other is WHERE IS (something).

For example:

WHAT IS THE LIQUID?  
WHERE IS THE BOOK?

You can use quotes to say something "out loud." For example:

SAY "HELLO"

INFIDEL tries to guess what you really mean when you don't give enough information. For example, if you say that you want to do something, but not what you want to do it to or with, INFIDEL will sometimes decide that there is only one possible object that you could mean. When it does so, it will tell you.

For example:

> UNLOCK THE DOOR  
(with the key)

The door is now unlocked.

If your sentence is ambiguous, INFIDEL will ask what you really mean. You can answer most of these questions briefly by supplying the missing information, rather than typing the entire input again. You can do this only at the very next prompt.

For example:

> BURN THE MAP

What do you want to burn the map with?

> A MATCH

You'd better light a match first.

INFIDEL uses many words in its descriptions that it will not recognize in your sentences. For example, you might read, "The wind-swept dunes look eerie in the moonlight." However, if INFIDEL doesn't recognize the words DUNES or MOONLIGHT in your input, you can assume that they are not important to your completion of the story, except to provide you with a more vivid description of where you are or what is going on. INFIDEL recognizes over 600 words, nearly all that you are likely to use in your sentences. If INFIDEL doesn't know a word you used, or any of its common synonyms, you are almost certainly trying something that is not important in continuing your adventure.



## Starting and Stopping

*Starting the story:* Now that you know what to expect in INFIDEL, it's time for you to "boot" your disk. To load INFIDEL, follow the instructions on the Reference Card in your package.

Following the copyright notice and the release number of the story, you will see a message which begins the story.

Here are a couple of quick exercises to help you get accustomed to interacting with INFIDEL. Try typing the following next to the prompt (>):

STAND UP

Then press the RETURN (or ENTER) key. INFIDEL will respond with:

You push yourself up and manage to get out of the cot. Your legs are a little wobbly, though, and your head swims.

You hear a plane flying high overhead, outside the tent.

Now try typing:

LOOK UP

After you press the RETURN (or ENTER) key, INFIDEL will respond:

You see canvas. What else?

*Saving and restoring:* It will probably take you many days to complete INFIDEL. Using the SAVE feature, you can continue at a later time without having to start over from the beginning, just as you can place a bookmark in a book you are reading. SAVE puts a "snapshot" of your place in the story onto another disk. If you are cautious, you may want to save your place before (or after) trying something dangerous or tricky. That way, you can go back to that position later, even if you have gotten lost or "killed" since then.

To save your place in the story, type SAVE at the prompt (>), and then press the RETURN (or ENTER) key. Then follow the instructions for saving and restoring on your Reference Card. Some computers require a blank disk, initialized and formatted, for saves. Using a disk with data on it (not counting other INFIDEL saves) may result in the loss of that data, depending on your computer.

You can restore a saved position any time you want. To do so, type RESTORE at the prompt (>), and then press the RETURN (or ENTER) key. Then follow the instructions on your Reference Card. You can then continue the story from the point where you used the SAVE command. You can type LOOK for a description of where you are.

*Quitting and restarting:* If you want to start over from the beginning, type RESTART and press the RETURN (or ENTER) key. (This is usually faster than re-booting.) Just to make sure, INFIDEL will ask if you really want to start over. If you do, type Y or YES and press the RETURN (or ENTER) key.

If you want to stop entirely, type QUIT and press the RETURN (or ENTER) key. Once again, INFIDEL will ask if this is really what you want to do.

Remember when you RESTART or QUIT: if you want to be able to return to your current position, you must first do a SAVE.



## Appendix A

### Important Commands

There are a number of one-word commands which you can type instead of a sentence. You can use them over and over as needed. Some count as a turn, others do not. Type the command after the prompt (>) and press the RETURN (or ENTER) key.

**AGAIN**—INFIDEL will usually respond as if you had repeated your previous sentence. Among the cases where AGAIN will not work is if you had just used a “movement” command like GO WEST. You can abbreviate AGAIN to G.

**BRIEF**—This tells INFIDEL to give you the full description of a location only the first time you enter it. On subsequent visits, INFIDEL will tell you only the name of the location and the objects present. This is how INFIDEL will normally act, unless you tell it otherwise using the VERBOSE or SUPERBRIEF commands.

**INVENTORY**—INFIDEL will list what you are carrying. You can abbreviate INVENTORY to I.

**LOOK**—This tells INFIDEL to describe your location in full detail. You can abbreviate LOOK to L.

**QUIT**—This lets you stop. If you want to save your position before quitting, follow the instructions in the “Starting and Stopping” section on page 16. You can abbreviate QUIT to Q.

**RESTART**—This stops the story and starts over from the beginning.

**RESTORE**—This restores a position made using the SAVE command. See “Starting and Stopping” on page 16 for more details.

**SAVE**—This makes a “snapshot” of your current position onto your storage disk. You can return to a saved position in the future using the RESTORE command. See “Starting and Stopping” on page 16 for more details.

**SCORE**—INFIDEL will show your current score and a ranking which is based on that score.

**SCRIPT**—This command tells your printer to begin making a transcript of the story as you venture onwards. A transcript may aid your memory but is not necessary. It will work only on certain computers; read your Reference Card for details.

**SUPERBRIEF**—This commands INFIDEL to display only the name of a place you have entered, even if you have never been there before. In this mode, INFIDEL will not even mention which objects are present. Of course, you can always get a description of your location, and the items there, by typing LOOK. In SUPERBRIEF mode, the blank line between turns will be eliminated. This mode is meant for players who are already very familiar with the geography. Also see VERBOSE and BRIEF.

**UNSCRIPT**—This commands your printer to stop making a transcript.

**VERBOSE**—This tells INFIDEL that you want a complete description of each location, and the objects in it, every time you enter a location, even if you’ve been there before. Also see BRIEF and SUPERBRIEF.

**VERSION**—INFIDEL responds by showing you the release number and the serial number of your copy of the story. Please include this information if you ever report a “bug” in the story.

**WAIT**—This will cause time in the story to pass. Normally, between turns, nothing happens in the story. You could leave your computer, take a nap, and return to the story to find that nothing has changed. You can use WAIT to make time pass in the story without doing anything. For example, you can wait for a specific time, or wait for an event to happen, etc. You can abbreviate WAIT to Z.



## Appendix B Some Recognized Verbs

This is only a partial list of the verbs that INFIDEL understands. There are many more. Remember that you can use a variety of prepositions with them. For example, LOOK can become LOOK INSIDE, LOOK BEHIND, LOOK UNDER, LOOK THROUGH, LOOK AT and so on.

ASK	FILL	MOVE	SIT
ATTACK	FIND	OPEN	SLEEP
CLIMB	FOLLOW	PICK	SMELL
CLOSE	GIVE	POUR	STAND
CUT	HIDE	PULL	TAKE
DESTROY	JUMP	PUT	TELL
DRINK	KILL	RAISE	THROW
DROP	KNOCK	READ	TIE
EAT	LIGHT	REMOVE	TOUCH
ENTER	LISTEN	SEARCH	TURN
EXAMINE	LOCK	SHAKE	WALK
EXIT	LOOK		

## Appendix C INFIDEL Complaints

INFIDEL will complain if you type a sentence that confuses it completely. INFIDEL will then ignore the rest of the input line. (Unusual events, such as being attacked, may also cause INFIDEL to ignore the rest of the sentences you typed, since the event may have changed your situation drastically.) Some of INFIDEL's complaints:

I DON'T KNOW THE WORD "(your word)." The word you typed is not in the story's vocabulary. Sometimes using a synonym or rephrasing will help. If not, INFIDEL probably doesn't know the idea you were trying to get across.

I CAN'T USE THE WORD "(your word)" HERE. INFIDEL knows the word you typed, but couldn't use it in that sense. Usually this is because INFIDEL knows the word as a different part of speech. For example, if you typed TURN ON THE LIGHT, you are using LIGHT as a noun, but INFIDEL might know LIGHT only as a verb, as in LIGHT THE LAMP.



**I CAN'T FIND A VERB IN THAT SENTENCE!** Unless you are answering a question, each sentence must have a verb (or a command) in it somewhere.

**I THINK THAT SENTENCE WAS MISSING A NOUN.** This usually means that your sentence was incomplete, such as **EAT THE BLUE** or **PUT THE BOOK IN THE**.

**I FOUND TOO MANY NOUNS IN THAT SENTENCE.** An example is **PUT THE SOUP IN THE BOWL WITH THE LADLE**, which has three noun "phrases," one more than **INFIDEL** can digest in a single action.

**I BEG YOUR PARDON?** You hit the **RETURN** (or **ENTER**) key without typing anything.

**I CAN'T SEE ANY (object) HERE.** The object you referred to was not accessible to you. It may be somewhere else, inside a closed container, and so on.

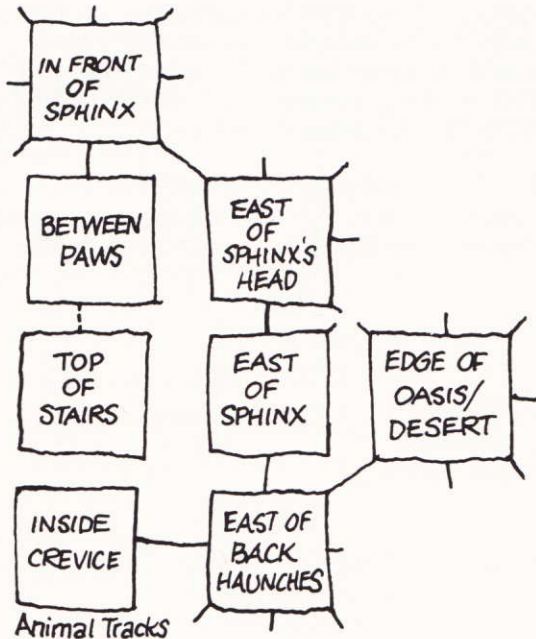
**I CAN'T USE MULTIPLE (IN)DIRECT OBJECTS WITH "(your verb)."** You can use multiple objects (that is, nouns or noun phrases separated by **AND** or a comma) or the word **ALL** only with certain verbs. Among the more useful of these verbs are **TAKE**, **DROP**, and **PUT**. An example of a verb that will not work with multiple objects is **EXAMINE**; you couldn't say **EXAMINE ALL** or **EXAMINE THE BOWL AND THE SWORD**.

**I DON'T UNDERSTAND THAT SENTENCE.** The sentence you typed may have been gibberish, such as **TAKE ROPE WITH READ**. Or, you may have typed a reasonable sentence but used a syntax that **INFIDEL** does not recognize, such as **WAVE OVER THE TENT**. Try rephrasing the sentence.



## Appendix D Sample Transcript and Map

This transcript is not from INFIDEL, but it does show most of the usual things you can do in the story. It contains several simple puzzles and their solutions, and it will give you a good idea of how Infocom's interactive fiction works. The player's sentences appear in capital letters after each prompt (>). The map represents the terrain in the sample transcript as you might have drawn it.



### In Front of Sphinx

You are in the middle of a desert, standing in front of the colossal Sphinx of Jadidah. The air is stifling and oppressive. You may walk around the crouching leonine body of the sphinx to the southeast or the southwest, or you may go between its immense paws to the south.

> GO SOUTH  
Between Paws

You are between the immense stone paws of the colossal Sphinx of Jadidah. The air is noticeably cooler here, as the stone walls tower above you on either side and the huge head of the sphinx blocks out the sun entirely. The eyes of the sphinx seem to look down, staring at you. In front of you, directly beneath the sphinx's towering head, is a stone door leading south.

> OPEN THE DOOR  
The door doesn't budge.

> PUSH THE DOOR  
The door doesn't budge.

> KICK THE DOOR  
You get a sore foot. The door doesn't budge.

> EXAMINE THE DOOR  
The door stands eight feet tall and five feet wide, and is made of solid rock. Three hieroglyphic symbols are intricately carved onto the stone: a sun on top, a rodent's foot on the bottom, and an outline of a human hand in between.

> PUSH THE HIEROGLYPHIC SYMBOL  
Which hieroglyphic symbol do you mean, the sun, the rodent's foot, or the outline of the human hand?

> OUTLINE  
Nothing happens.

> INVENTORY  
You are carrying:

a walking stick  
a box

The box contains:

a mirror  
a rope  
a box of matches  
a pistol  
two pieces of cheese  
a canteen containing one sip of water



> NORTH

In Front of Sphinx

> TAKE THE MIRROR THEN EXAMINE IT

Taken.

The mirror is small, approximately four inches square, and rests on a tilting, swivelling stand. The sun reflects brightly off the mirror onto your face.

> DROP THE MIRROR

Dropped.

> TILT THE MIRROR TOWARD THE SPHINX

The sun reflects brightly off the mirror onto the sphinx's face.

> TILT THE MIRROR TOWARD THE SUN HIEROGLYPH

The sun reflects brightly off the mirror onto the sun hieroglyph.

> SOUTH

Between Paws

> PUSH THE HUMAN HAND HIEROGLYPH

A small hole opens up next to the rodent's foot hieroglyph.

> LOOK INTO THE HOLE

It's black as pitch in the hole; you can't see anything.

> LOOK AT THE DOOT

I don't know the word "doot".

> LOOK AT THE DOOR

The door stands eight feet tall and five feet wide, and is made of solid rock. Three hieroglyphic symbols are intricately carved onto the stone: a sun on top, a rodent's foot on the bottom, and an outline of a human hand in between. The sun's reflection from the mirror brightly illuminates the sun hieroglyph. There's a small hole next to the rodent's foot hieroglyph.

> GO NORTH

As you step away, the small hole next to the rodent's foot hieroglyph closes.

In Front of Sphinx

There is a mirror here.

> SOUTHEAST

East of Sphinx's Head

You are in the middle of a desert, standing east of the head of the colossal Sphinx of Jadidah. The air is stifling and oppressive. The front of the sphinx is to the north-west, and its crouching leonine body continues to the south. The sun is beating down on you.

> SOUTH

East of Sphinx

You are in the middle of a desert, standing east of the colossal Sphinx of Jadidah. The air is stifling and oppressive. The front of the sphinx is to the north, and the back of the sphinx is to the south. The sun is getting hotter, making you very thirsty.

> FIND A RODENT

Find it yourself.

The sun is getting hotter, making you very thirsty.

> WHERE IS WATER?

There is one sip of water in your canteen. There's also a nice, blue, cool lake to the east.

> RUN EAST

Edge of Oasis

There's a nice, blue, cool lake right in front of you.

> DRINK THE WATER FROM THE LAKE

You crouch down, put your face close to the edge of the lake, bring your lips right up to the cool water's surface ... and the water disappears and turns into sand. The lake was a mirage.

You are very, very thirsty.



> LOOK AROUND

Desert

You are in the middle of the desert. The air is stifling and oppressive. The colossal Sphinx of Jadidah lies to the west.

You're so thirsty you may pass out...

> DRINK THE WATER FROM THE CANTEEN

You take the canteen from the box and open it. Gulp! Ahhhh... Your canteen is now empty.

> SOUTHWEST

East of Back Haunches

You are in the middle of a desert, standing east of the back haunches of the colossal Sphinx of Jadidah. The air is stifling and oppressive. The front of the sphinx is to the north, and the back of the sphinx is to the southwest. Part of the sphinx has cracked here, so there's a small crevice to the west. The sun is beating down on you.

> WEST

Inside Crevice

You are in a small crevice on the eastern side of the sphinx. You're grateful to be out of the sun. You notice tiny animal tracks in the sand all over the floor of the crevice.

> I

You are carrying:

a walking stick

an empty canteen

a box

The box contains:

a rope

a pistol

a box of matches

two pieces of cheese

> TAKE ONE PIECE OF CHEESE AND THE PISTOL.

DROP THE ONE PIECE OF CHEESE

one piece of cheese: Taken.

pistol: Taken.

Dropped.

> WAIT

Time passes...

After a moment, a mouselike rodent comes out of a small hole at the base of the wall. It sniffs the air, scampers to the cheese, and starts eating it.

> SHOOT THE MOUSELIKE RODENT WITH THE PISTOL

Fortunately for the mouselike rodent, your pistol isn't loaded.

> GRAB THE RODENT

You reach for the mouselike rodent, but you're too slow. It scampers back into its small hole, cheese in mouth.

> TAKE THE ROPE, ONE PIECE OF CHEESE, MATCHES

rope: Taken.

one piece of cheese: Taken.

box of matches: Taken.

> TIE THE ROPE TO THE WALKING STICK

The rope is now tied to the walking stick.

> LEAN THE WALKING STICK ON THE WALL

The walking stick is now leaning against the wall.

> LEAN THE BOX AGAINST THE WALKING STICK

The box is now leaning against the walking stick.

> PUT THE CHEESE UNDER THE BOX

The one piece of cheese is now lying under the box.

> Z

Time passes...

After a moment, a mouselike rodent comes out of a small hole at the base of the wall. It sniffs the air, scampers to the cheese, and starts eating it.



> BLOCK THE SMALL HOLE WITH THE CANTEEN

The canteen is now lying in front of the small hole.

> PULL THE ROPE

As you pull the rope, the walking stick falls down. Simultaneously, the box falls on top of the mouselike rodent, trapping it inside.

> TAKE THE RODENT

As you lift up the box, the mouselike rodent runs toward its small hole. However, when it sees the canteen in its way, it stops, obviously frightened and confused.

> TAKE THE RODENT

Taken.

> E.N.N.NW.S

East of Back Haunches

East of Sphinx

East of Sphinx's Head

In Front of Sphinx

There is a mirror here.

Between Paws

> TOUCH THE HAND HIEROGLYPH

A small hole opens up next to the rodent's foot hieroglyph.

> PUT THE RODENT INTO THE SMALL HOLE

As you put the rodent into the small hole, the ground starts to shake and rumble violently, and the face of the sphinx above you starts to crumble.

> PUSH THE DOOR

The stone door slides open easily, revealing a huge stone stairway leading down.

The ground is shaking and rumbling more violently now, and stones are crumbling down all around you.

> GO INTO THE SPHINX

Top of Stairs

As you step into the sphinx at the top of the stairway, the entire head of the sphinx crashes down outside, forever blocking that entrance (and, you realize, exit), and shutting off all outside light. You are in total darkness, trapped inside the sphinx.

## Appendix E We're Never Satisfied

Here at Infocom, we take great pride in the quality of our stories. Even after they're "out the door," we're constantly improving, honing and perfecting.

Your input is important. No matter how much testing we do, it seems that some "bugs" never crawl into view until thousands of you begin doing all those wild and crazy things to the story. If you find a bug, or if you think a certain puzzle was too hard or too easy, or if you have some other suggestion, or if you'd just like to tell us your opinion of the story, drop us a note! We love every excuse to stop working, and a letter from you is just such an excuse! Write to:

Infocom, Inc.  
55 Wheeler Street  
Cambridge, MA 02138  
Attn: NEPHTHYS

## Appendix F If You Have Technical Problems

You can call the Infocom Technical Support Team to report "bugs" and technical problems, but *not* for hints to solve puzzles, at (617) 576-3190. If your disk develops a problem within ninety (90) days after purchase, we will replace it at no charge. Otherwise, there is a replacement fee of \$5 (U.S. currency). If you call to report a bug, please provide your release number, which you can find by typing VERSION. Please return your registration card if you'd like to be on our mailing list and receive our newsletter, *THE NEW ZORK TIMES*.



## Appendix G About the Author

**Michael Berlyn** is a writer whose books include *The Integrated Man* and *Crystal Phoenix* from Bantam Books. He is the author of *SUSPENDED™*, *INFIDEL*, and *CUTTHROATS™*, all from Infocom. He lives in the Cambridge area and is married to M. M. McClung, a writer and artist.

## Appendix H Copyright and Warranty Information

### Limited Warranty

This software product and the attached instructional materials are sold "AS IS," without warranty as to their performance. The entire risk as to the quality and performance of the computer software program is assumed by the user.

However, to the original purchaser of a disk prepared by Infocom and carrying the Infocom label on the disk jacket, Infocom, Inc. warrants the medium on which the program is recorded to be free from defects in materials and faulty workmanship under normal use and service for a period of ninety (90) days from the date of purchase. If during this period a defect on the medium should occur, the medium may be returned to Infocom, Inc. or to an authorized Infocom, Inc. dealer, and Infocom, Inc. will replace the medium without charge to you. Your sole and exclusive remedy in the event of a defect is expressly limited to replacement of the medium as provided above. This warranty gives you specific legal rights and you may also have other rights which vary from state to state.

THE ABOVE WARRANTIES FOR GOODS ARE IN LIEU OF ALL WARRANTIES, EXPRESS, IMPLIED, OR STATUTORY, INCLUDING, BUT NOT LIMITED TO, ANY IMPLIED WARRANTIES OF MERCHANTABILITY AND FITNESS FOR A PARTICULAR PURPOSE AND OF ANY OTHER WARRANTY OBLIGATION ON THE PART OF INFOCOM, INC. SOME STATES DO NOT ALLOW LIMITATIONS ON HOW LONG AN IMPLIED WARRANTY LASTS, SO THE ABOVE LIMITATION MAY NOT APPLY TO YOU. IN NO EVENT SHALL INFOCOM, INC. OR ANYONE ELSE WHO HAS BEEN INVOLVED IN THE CREATION AND PRODUCTION OF THIS COMPUTER SOFTWARE PROGRAM BE LIABLE FOR INDIRECT, SPECIAL, OR CONSEQUENTIAL DAMAGES, SUCH AS, BUT NOT LIMITED TO, LOSS OF ANTICIPATED PROFITS OR BENEFITS RESULTING FROM THE USE OF THIS PROGRAM, OR ARISING OUT OF ANY BREACH OF THIS WARRANTY. SOME STATES DO NOT ALLOW THE EXCLUSION OR LIMITATION OF INCIDENTAL OR CONSEQUENTIAL DAMAGES, SO THE ABOVE LIMITATION MAY NOT APPLY TO YOU.

N.B. After the warranty period, a defective Infocom disk may be returned to Infocom, Inc. with a check or money order for \$5.00 U.S. currency for replacement.

### Copyright

The enclosed software product is copyrighted and all rights are reserved by Infocom, Inc. It is published exclusively by Infocom, Inc. The distribution and sale of this product are intended for the use of the original purchaser only and for use only on the computer system specified. Lawful users of this program are hereby licensed only to read the program from its medium into memory of a computer solely for the purpose of executing the program. Copying (except for one backup copy on those systems which provide for it—see Reference Card), duplicating, selling, or otherwise distributing this product is a violation of the law.

This manual and all other documentation contained herein are copyrighted and all rights reserved by Infocom, Inc. These documents may not, in whole or in part, be copied, photocopied, reproduced, translated, or reduced to any electronic medium or machine-readable form without prior consent, in writing, from Infocom, Inc.

Willful violations of the Copyright Law of the United States can result in civil damages of up to \$50,000 in addition to actual damages, plus criminal penalties of up to one year imprisonment and/or \$10,000 fine.

INFIDEL, SUSPENDED, and CUTTHROATS are trademarks of Infocom, Inc.

© 1984 Infocom, Inc.  
Printed in U.S.A.

## Appendix I

### Quick Reference Guide

1. To start the story (“boot up”), see the separate Reference Card in your INFIDEL package.

2. When you see the prompt (>) on your screen, INFIDEL is waiting for your input. There are three kinds of sentences or commands that INFIDEL understands:

A. Direction commands: To move from place to place, just type the direction you want to go: N (or NORTH), E, S, W, NE, SE, NW, SW, U (or UP), D, IN, OUT.

B. Actions: Just type whatever you want to do. Some examples: READ THE BOOK or OPEN THE DOOR or LOOK THROUGH THE WINDOW. Once you're familiar with simple commands, you'll want to use more complex ones as described in “Communicating with INFIDEL” on page 14.

C. Special one-word commands: Some one-word commands, such as INVENTORY or DIAGNOSE, give you specific information or affect your output. A list of these appears in the “Important Commands” appendix on page 17.

3. Important! After typing your sentence or command, you must press the RETURN (or ENTER) key before INFIDEL will respond.

4. On most computers, your screen will have a special line called the status line. It tells you the name of your current location, your score, and the number of turns you have taken.

5. You can pick up and carry many of the items you'll find in the story. For example, if you type TAKE THE FLASK, you will be carrying it. Type INVENTORY to see a list of the items you are carrying.

6. When you want to stop, save your place for later, or start over, read the “Starting and Stopping” section on page 16.

7. If you have trouble, refer to the specific section of the manual for more detailed instructions.



An Egyptian fable tells of a sacrilegious camel  
who dined on a high priest's pocket watch,  
only to awake in the morning with a bellyful of  
ticks. The moral, of course, is that one should  
never bite off more than one can stomach.

Evidently, you failed to heed this wisdom—  
else why would you, a small-time explorer, brave  
the smouldering heat of the Egyptian Desert  
in search of a great lost pyramid? And now,  
that very boldness could prove your undoing. You  
find yourself marooned by your followers,  
pursued by the vultures of death and sustained  
only by the faint hope that you can somehow  
survive to reach the pyramid—where the  
skullduggery, pitfalls and cliffhanging  
adventures will really begin.

What ~~XXXXXX~~ indomitable inner resource is  
it that drives you onward against such  
desperate odds? Pride? Devotion to ~~XXXX~~  
archaeological science? Or is it the prospect  
of treasures within the tomb, splendid enough  
to keep you rolling in filthy lucre for the  
rest of your born days?

Here, ~~XXXXX~~ amid the shifting sands of  
eternity, your good name as well as your fortune  
hangs in the balance. Press on, brave soul, ~~XXX~~  
for you have been branded INFIDEL.

The Table of Contents for the instruction  
manual is on page 11. Take a look at it to  
determine what you should read before you begin  
your adventure.

