

# Stellar Patrol of the Third Galactic Union OFFICIAL BLUEPRINTS



The blueprints herein are printed and disbursed solely for the uses and purposes of the Stellar Patrol of the Third Galactic Union as outlined in the Stellar Patrol Blueprint Rules and Regulations Handbook or as determined by an authorized disburser of these blueprints or by any commanding officer provided that such uses or purposes are in a manner consistent with the rules and regulations of the Stellar Patrol. Failure to comply with said rules and regulations with regard to the confidentiality of Stellar Patrol blueprints will be treated as an act of treason and punishment determined accordingly. All local restrictions apply.





Elevator



Bed, standard Patrol issue



Toilet stall



Utility shaft and air duct



Desk and Chair, personal



Access hatch

—|—| (Non-closing) Doorway



Chair, reading

—|A|—| Auto-door



Shrubs

—|S|—| Security auto-door



Table and Chairs



Air vent, horizontal



Tub, bathing

FPU Food Preparation Unit



Shower stall

FDU Food Dispensing Unit



Toilet



Wardrobe, personal



Sink, SanFac-type

**NOTE:** Compass directions are relative to standard Galactic North. "UP" and "DOWN" are relative to the Station's internal artificial gravity.

DEEP SPACE STATION  
GAMMA-DELTA-GAMMA CLASS

Stellar Patrol Corps  
of Engineers

Drawn by:  
Cmdr. Trip Flagstone

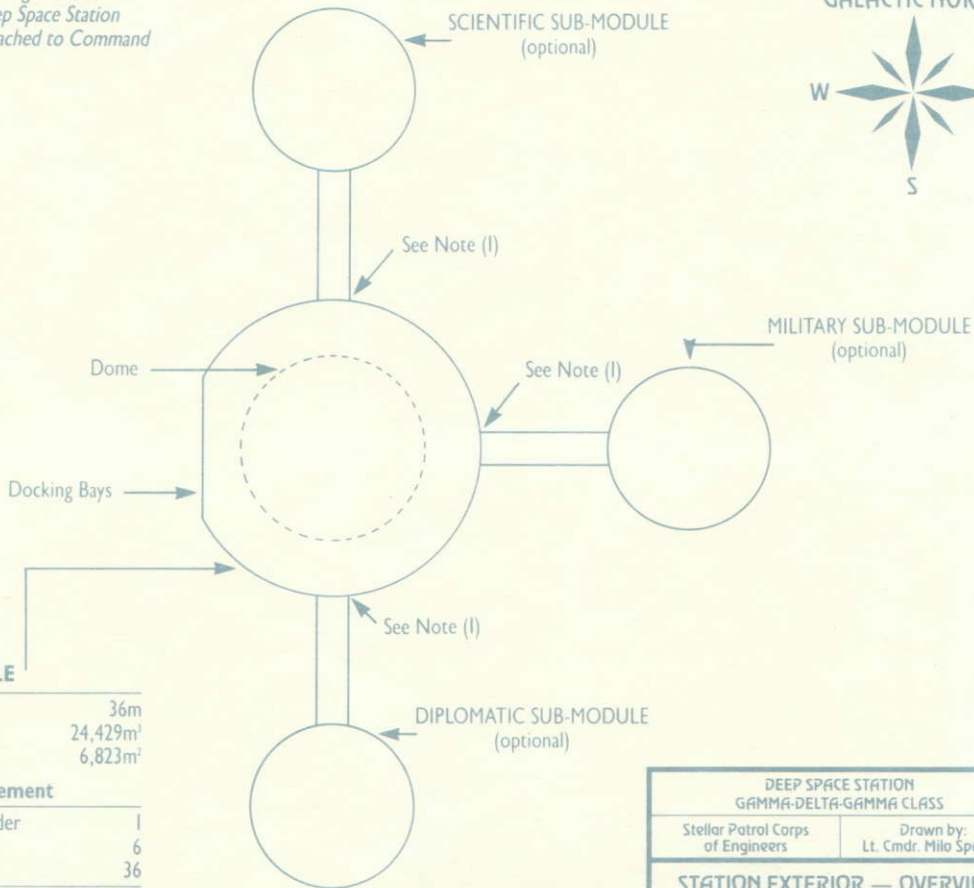
Scale —

Date: 1133713.20

KEY

**NOTE (I):** Only connecting tubes to official Stellar Patrol Deep Space Station Sub-Modules may be attached to Command Module at these points.

GALACTIC NORTH



**COMMAND MODULE**

Diameter	36m
Volume	24,429m <sup>3</sup>
Usable floor area	6,823m <sup>2</sup>

**Normal complement**

Station Commander	1
Officers	6
Crew	36
Total Personnel	43

DEEP SPACE STATION  
GAMMA-DELTA-GAMMA CLASS

Stellar Patrol Corps  
of Engineers

Drawn by:  
Lt. Cmdr. Milo Sputter

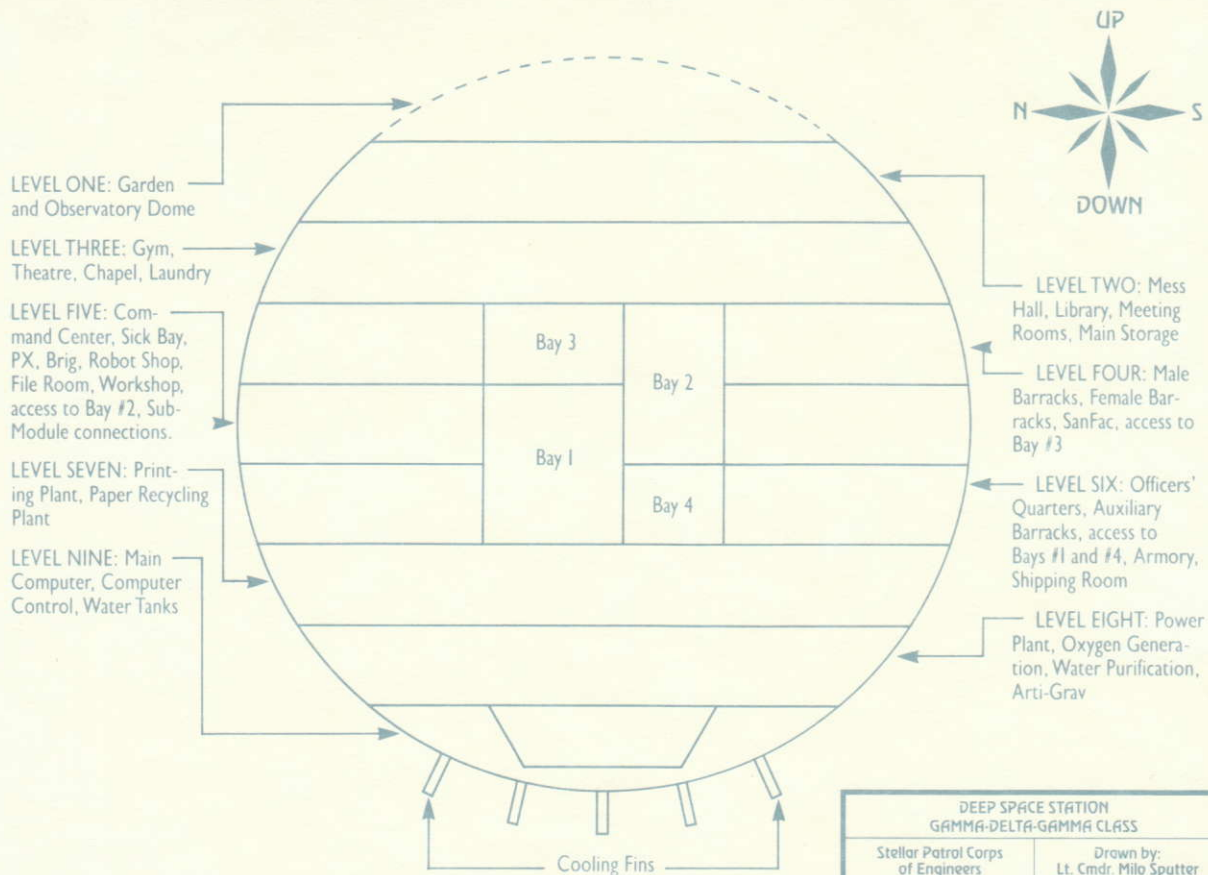
**STATION EXTERIOR — OVERVIEW**

Scale 1:750

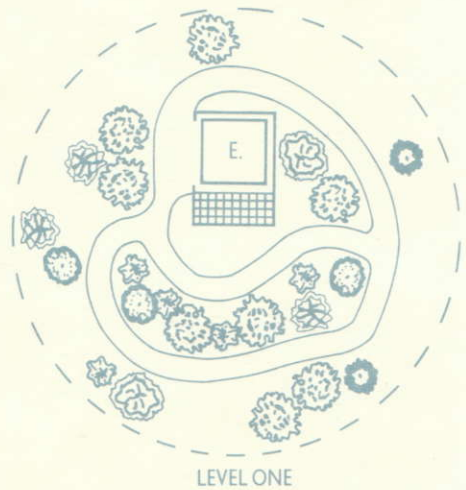
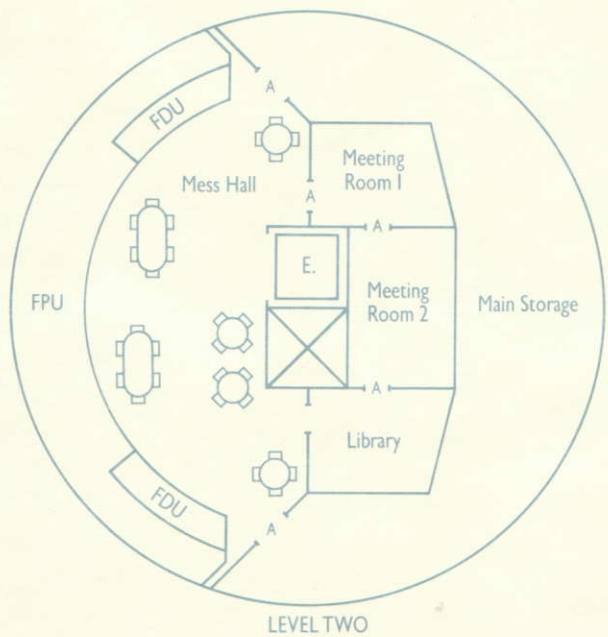
Date: 113375.1

1 OF 9

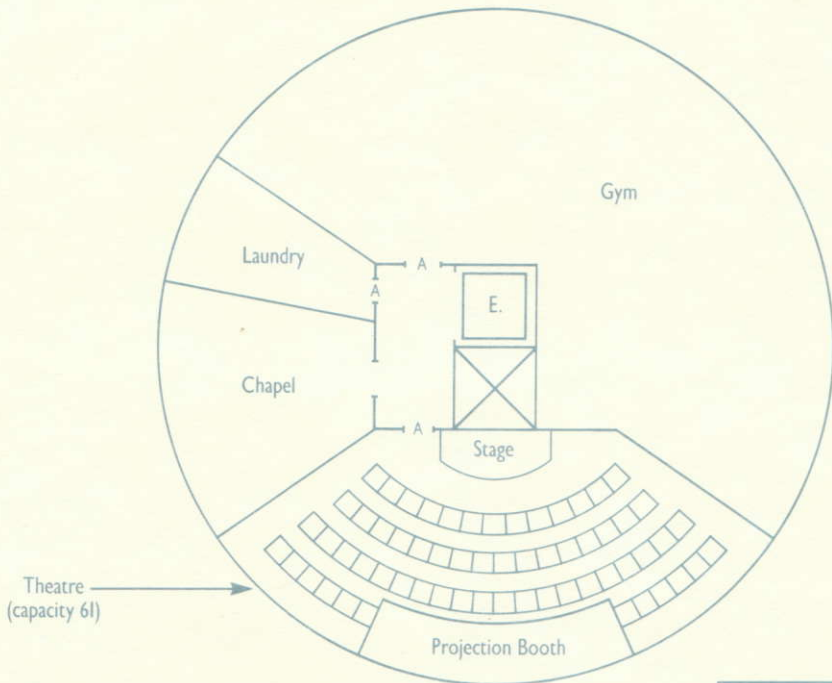
G-IS6-2BLUE



DEEP SPACE STATION GAMMA-DELTA-GAMMA CLASS	
Stellar Patrol Corps of Engineers	Drawn by: Lt. Cmdr. Milo Sputter
COMMAND MODULE INTERIOR—SIDE VIEW CUTAWAY	
Scale 1:375	Date: 113375.2
2 OF 9	



DEEP SPACE STATION GAMMA-DELTA-GAMMA CLASS	
Stellar Patrol Corps of Engineers	Drawn by: Lt. Cmdr. Milo Sputter
<b>COMMAND MODULE—LEVEL ONE &amp; LEVEL TWO PLAN</b>	
Scale 1:375	Date: 113375.5
3 OF 9	



DEEP SPACE STATION  
GAMMA-DELTA-GAMMA CLASS

Stellar Patrol Corps  
of Engineers

Drawn by:  
Lt. Cmdr. Milo Sputter

COMMAND MODULE LEVEL THREE PLAN

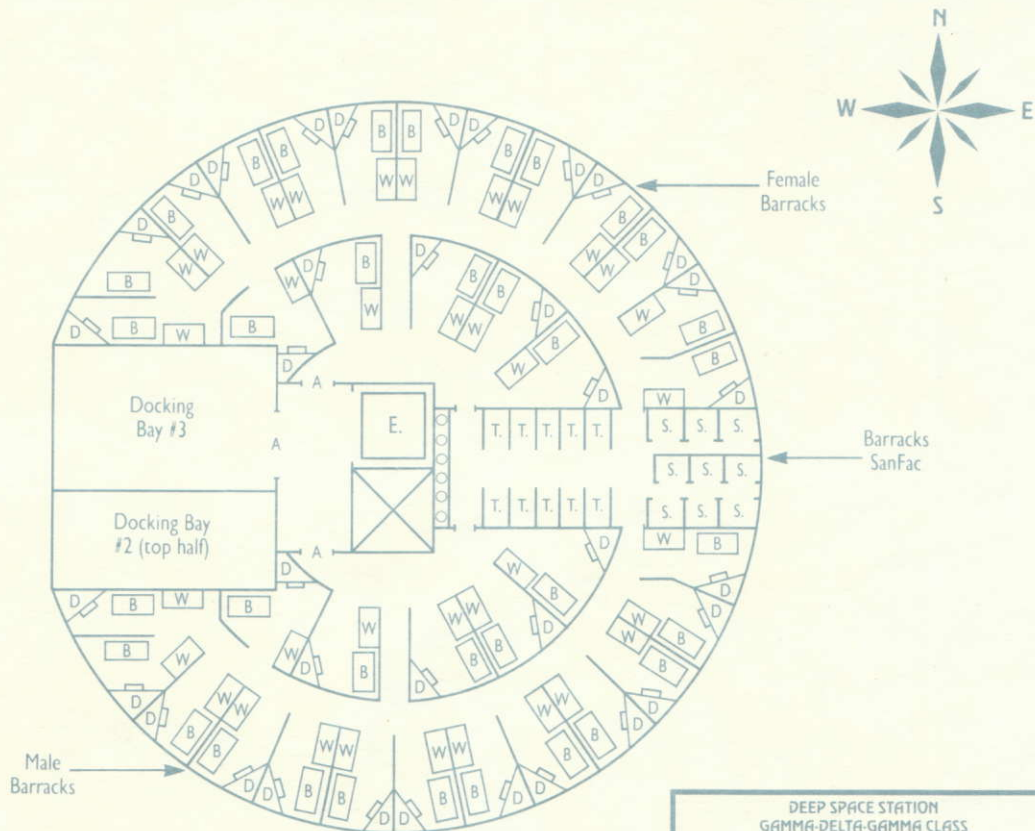
Scale 1:375

Date: 11337.5.12

4 OF 9

G-IS6-5BLUE





Female  
Barracks

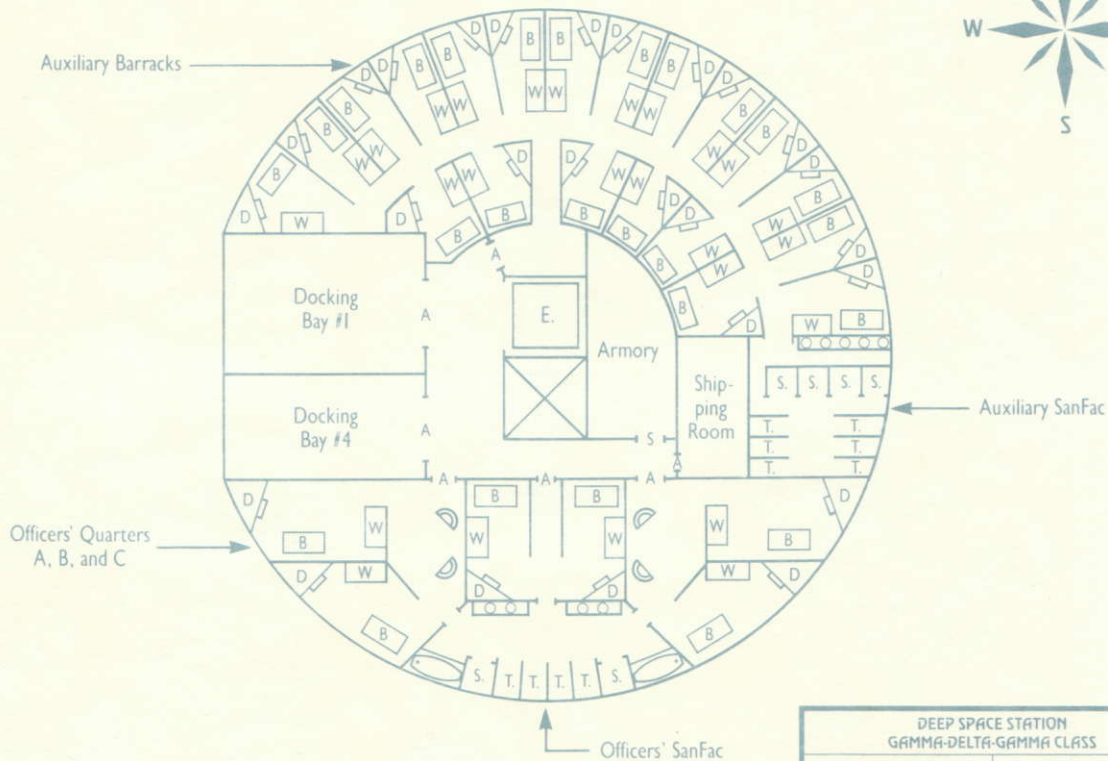
Barracks  
SanFac

Male  
Barracks

DEEP SPACE STATION GAMMA-DELTA-GAMMA CLASS	
Stellar Patrol Corps of Engineers	Drawn by: Lt. Cmdr. Milo Sputter
<b>COMMAND MODULE LEVEL FOUR PLAN</b>	
Scale 1:375	Date: 11337.6.8
5 OF 9	







DEEP SPACE STATION  
GAMMA-DELTA-GAMMA CLASS

Stellar Patrol Corps  
of Engineers

Drawn by:  
Lt. Cmdr. Milo Sputter

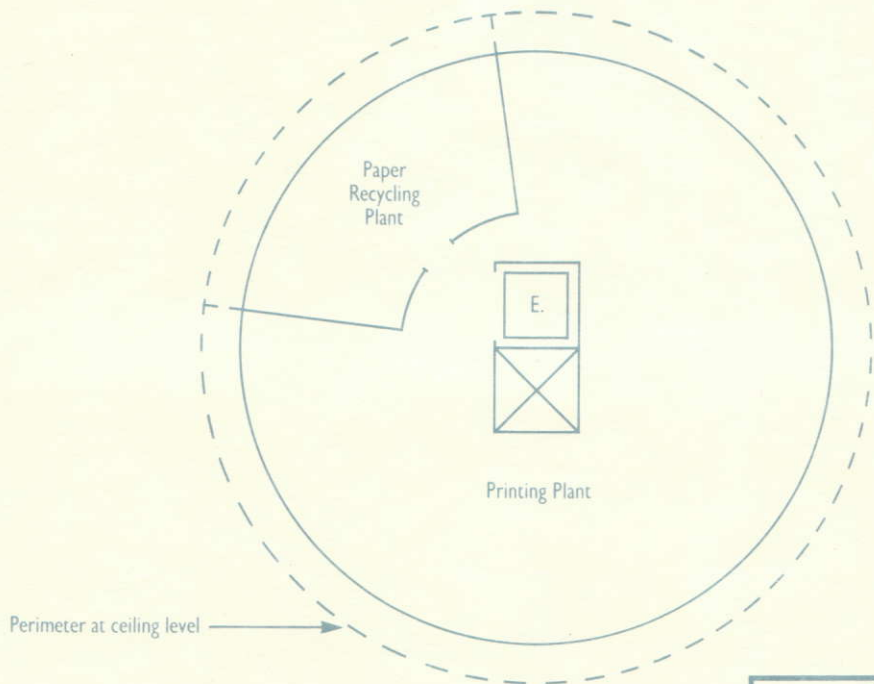
COMMAND MODULE LEVEL SIX PLAN

Scale 1:375

Date: 1133713.10

7 OF 9

G-IS6-8BLUE



DEEP SPACE STATION  
GAMMA-DELTA-GAMMA CLASS

Stellar Patrol Corps  
of Engineers

Drawn by:  
Cmdr. Trip Flagstone

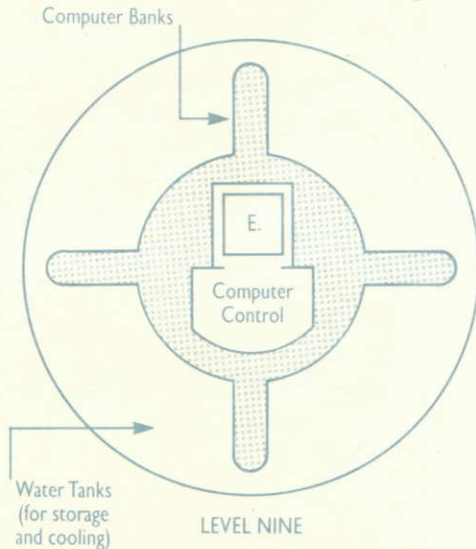
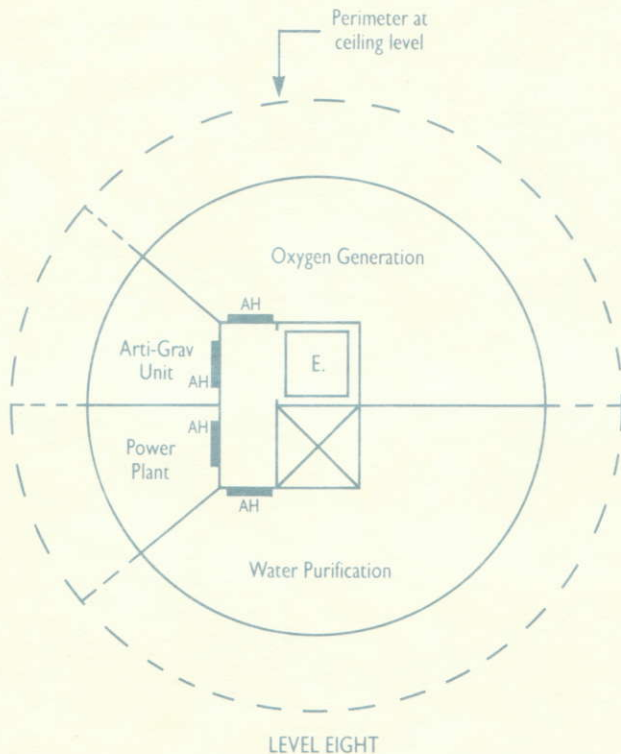
COMMAND MODULE LEVEL SEVEN PLAN

Scale 1:375

Date: 11337.13.20

8 OF 9

G-IS6-9BLUE



DEEP SPACE STATION  
GAMMA-DELTA-GAMMA CLASS

Stellar Patrol Corps  
of Engineers

Drawn by:  
Cmdr. Trip Flagstone

COMMAND MODULE LEVEL EIGHT & NINE PLAN

Scale 1:375

Date: 11337.13.20

9 OF 9