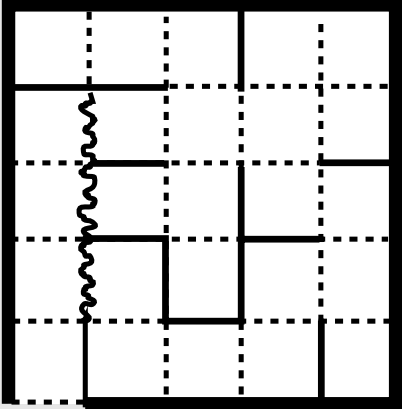


GIANT KILLER

by Peter Killworth

author of 'Castle of Riddles',
'Countdown to Doom' and
'Philosopher's Quest'



There MUST be a magic bean around here somewhere!

But what will Mum say if we go home without a pig?

Forest Road

Entrance

Market

'Mirror Maze' Tent

Alley

Pig Market

Bottle Stall

'Calculator Game' Tent

The diagram shows a central 'Market' area with a dashed circular boundary. To the left is a 'Forest Road' leading to an 'Entrance'. Above the market is a 'Tent' labeled 'Mirror Maze'. To the right is an 'Alley' that branches into a 'Pig Market' and a 'Bottle Stall'. Below the market is another 'Tent' labeled 'Calculator Game'. A diamond-shaped area is also shown near the 'Bottle Stall'.

PLAYER'S GUIDE



Dear PLAYER

GIANTKILLER is an adventure game loosely based on the famous old story of *Jack and the Beanstalk*. If you're young enough to remember that story, you'll know that it gets off to a pretty *boring* start, with your mum sending you to market to buy a pig.

Once you've discovered that this is an impossible task anyway (the market runs out of pigs *very* quickly), I suggest that you *go exploring*. There are lots of *treasures* to find, and its much more fun than going home and telling Mum what a waste of space you are...

What you have to do in GIANTKILLER is to *find all the treasures* and *explore everywhere*. The computer will be your eyes and hands. It will tell you where you are and what is happening around you - and you must tell it what you want to do.

You do this by typing in *commands*. The computer will ask for these with a colon (:), then wait for you to 'say' something . You can use commands of one or two words (no more) in UPPER or lower case, such as TAKE EGG or tHrOw WaNd . (Don't forget to press RETURN after you have typed in a command.)

I've given you a list of most of the words the computer understands. There are some *magic* ones too - but I'm *not* going to tell you them! I'll leave your fairy godperson to do that... Obviously the computer won't understand everything you say; computers aren't that clever (yet). 'EH?' means it didn't understand the first word you said. '*I don't understand that!*' usually means it didn't understand your second word.

One clue I will give you is that passages sometimes *bend*. For example, you might go WEST and end up in, say, a mysterious canyon, and then, when you try to go back EAST you might not get back to where you started from! If this happens you'll probably find it annoying at first - but it's all part of *any* good adventure. The secret is to *draw maps...*

It is possible to 'die' in the game, but not very often. Usually you just get another go at whatever puzzle you were attempting, or you have to restart from the beginning. Many of the puzzles have different answers each time you play - so what worked for your friends probably won't work for you! *Sneaky!*

If you suspect that your next move or answer to a puzzle may be a bad one, it's best to SAVE your position. Simply type SAVE and press RETURN. The computer will ask you for a filename which can be up to

seven letters or numbers long. Make sure that the names that you use for the files are different from those of anyone else who might play the game. You can easily restart from that SAVED position. Just type LOAD, or stop the current game and restart using your selected filename.

One word of warning. Saving is NOT a good idea in the middle of something dangerous, because it takes a 'move' in the game. If, say, the giant is chasing you (and you need to keep moving), then SAVEing will kill you because the computer thinks you stayed still during that move! So SAVE before doing anything dangerous, not while it's happening!

If you can't remember the name you gave to a file, type CAT (short for CATALOGUE) and the computer will show you the names of all the files on the disc. Of course your files may not be the only names on the disc. Your friends may have files stored on it too, and the *programs* are there, of course...

Well, I think that's about all I'm going to tell you. I really enjoyed writing GIANTKILLER, and I hope you enjoy playing it - and maybe learn some maths!

Oh, I'd better just tell you the eleven treasures you're seeking:

- a jewelled candlesnuffer
- a platinum nib
- a golden egg
- a silver gauntlet
- a ruby elephant
- a valuable doubloon
- a mica swan
- an everlasting geranium
- a diadem
- an ivory cameo
- a fossil in amber

The best score *anybody* can achieve in GIANTKILLER is 250 points. Just type SCORE to find out how you're doing.

Good luck! Why not write and tell me how you get on, and what you think about GIANTKILLER?



Peter Killworth

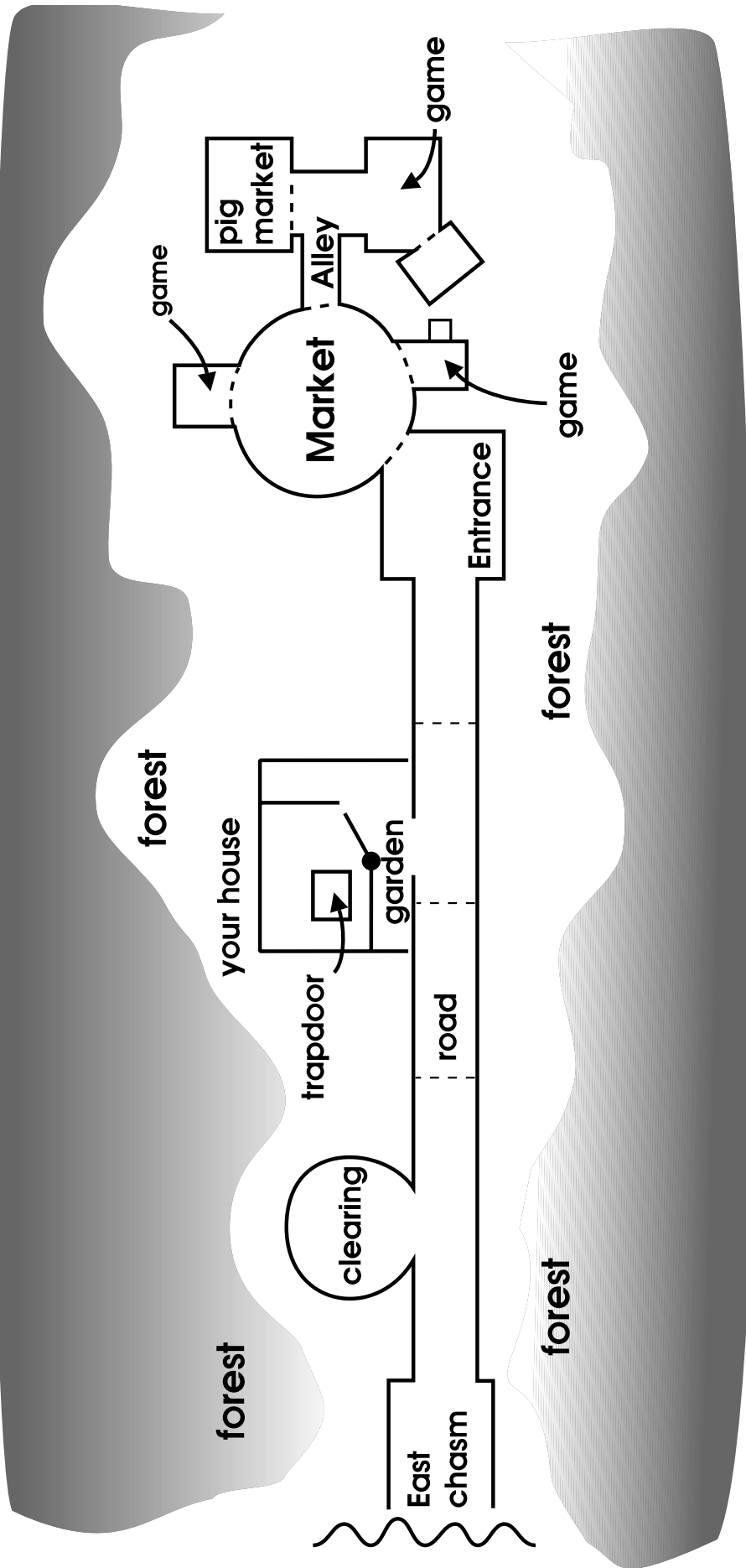
Author, GIANTKILLER

Here is a list of the main words the computer understands. In addition to these, it will recognise the names of all the objects and treasures that you come across.

B or BACK or RETURN	moves you back to where you came from
CAT	tells you what files are on your disc
CLIMB or U or UP	moves you up (quicker to type than 'go up')
D or DOWN	
DROP	
E or EAST	
ENTER or IN	go into some place or something
EXIT or OUT or LEAVE	
GET or TAKE	
GO or MOVE	
HELP	
INSERT	
INV	short for 'inventory' - gives a list of all your possessions
LOAD	restarts your game from a previously saved position
LIGHT	
LOOK	jogs your memory about what's around you
N or NORTH	
NE	
NW	
OPEN or UNLOCK	
PLANT	
QUIT or STOP	ends game and/or lets you play again
RUB	
S or SOUTH	
SAVE	takes a copy, on disc, of where you've got to
SAY	
SCORE	tells you how you're doing (maximum 250)
SE	
STRIKE	
SW	
SWIM	
THROW	
W or WEST	
WAIT	do nothing for a turn
WAVE	

Notice that words like 'attack' and 'kill', etc., are NOT in the vocabulary. GIANTKILLER is a fairly gentle game.





VILLAGE MAP

Saved Games

File name	Location	Treasures found ...
	
	
	
	
	
	
	

GIANTKILLER by Peter Killworth
Published by TOPOLOGIKA 1987

Saved Games

File name	Location	Treasures found ...
	
	
	
	
	
	
	





GIANTKILLER by Peter Killworth
Published by TOPOLOGIKA 1987

Mirror Maze

Use these grids to help you solve the Mirror Maze...

KEY: * Squares where I've been

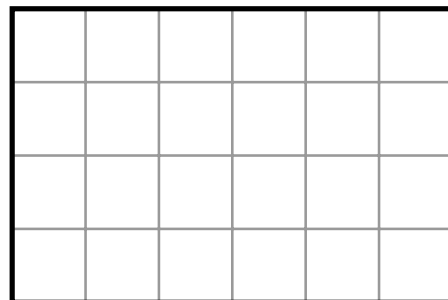
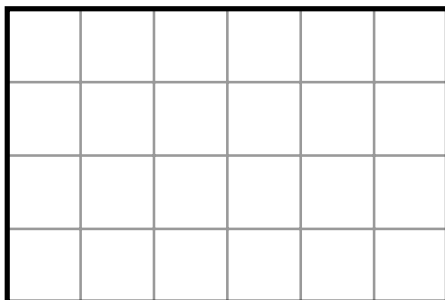
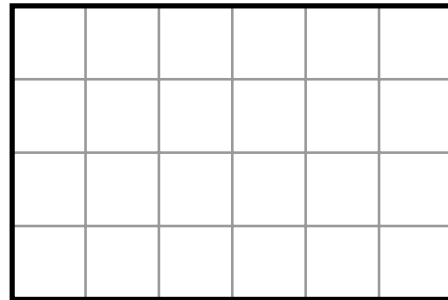

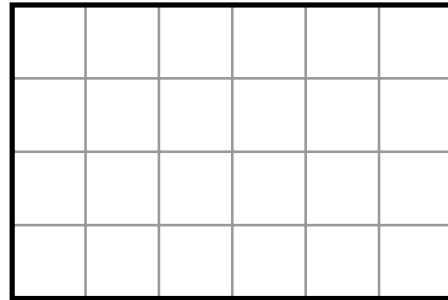
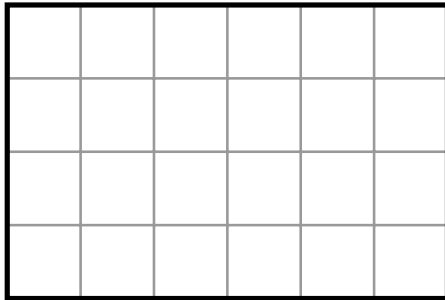
— Mirrors



GIANTKILLER by Peter Killworth
Published by TOPOLOGIKA 1987

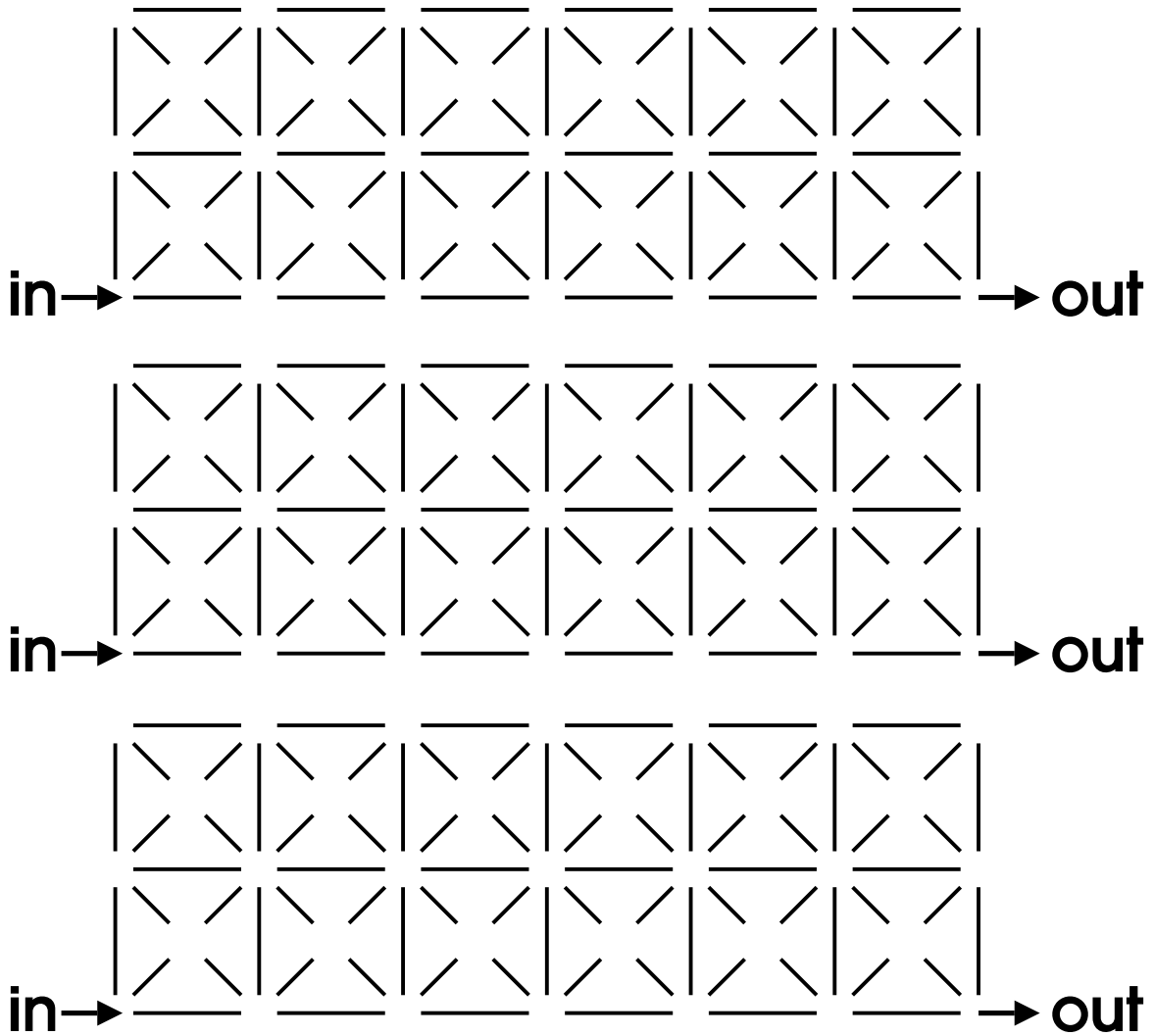
Bottle Stall

Place 18 bottles in a crate so that you have even numbers in each row and column



GIANTKILLER by Peter Killworth
Published by TOPOLOGIKA 1987

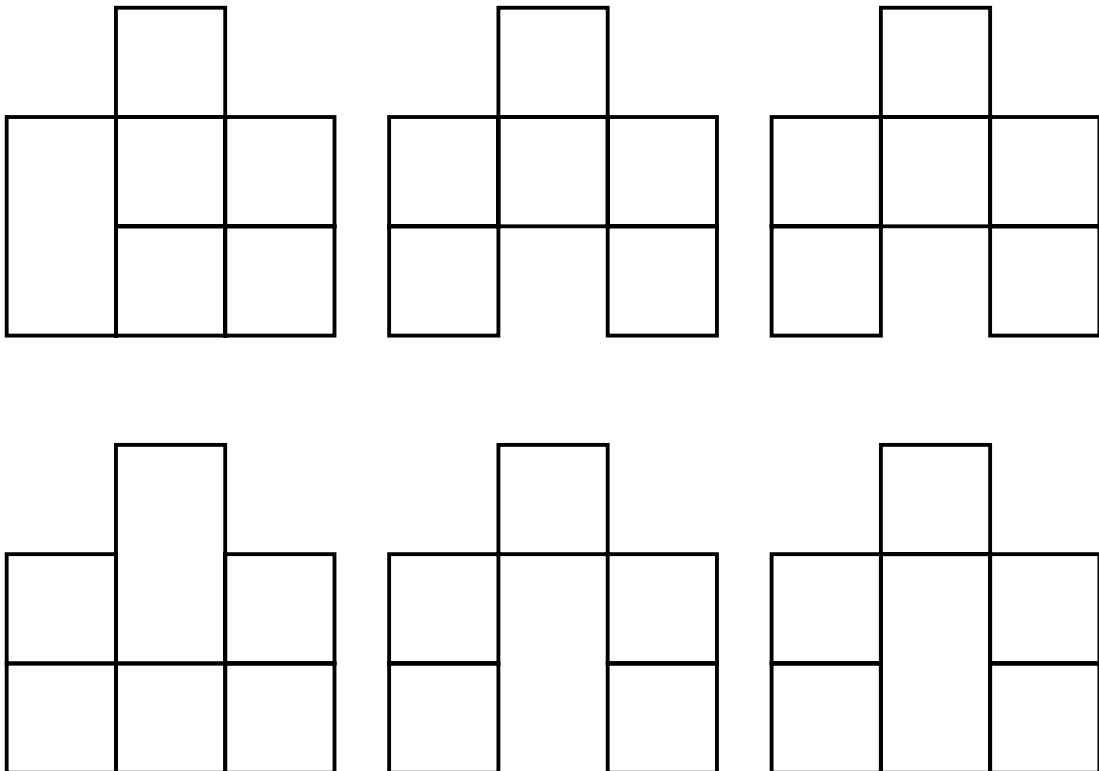
Giant's initials



GIANTKILLER by Peter Killworth
Published by TOPOLOGIKA 1987

Giant's teatowels

You can use these grids to help you solve the puzzle...



Hint - first work out which towel you're on!

GIANTKILLER by Peter Killworth
Published by TOPOLOGIKA 1987

Prime eggs!

Shade in all the multiples of 2, except 2. Then shade all the multiples of 3, except 3, all the multiples of 4 except 4, and so on up to 10. Also shade the number 1.

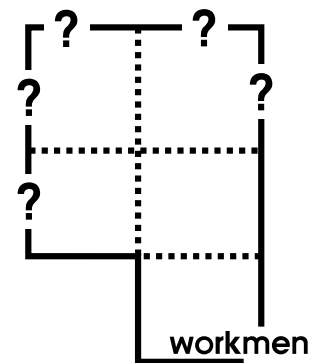
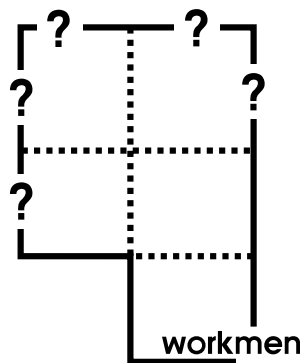
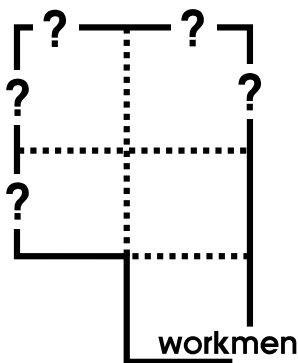
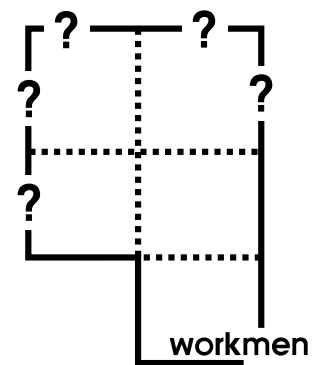
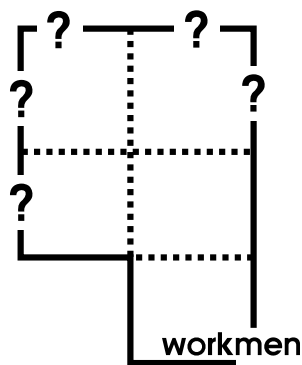
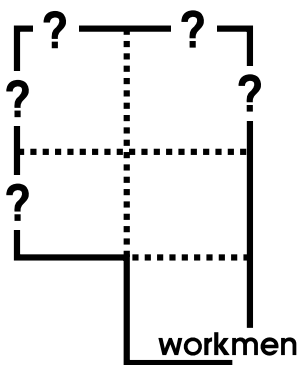
What numbers are left?

1	2	3	4	5	6	7	8	9	10
11	12	13	14	15	16	17	18	19	20
21	22	23	24	25	26	27	28	29	30
31	32	33	34	35	36	37	38	39	40
41	42	43	44	45	46	47	48	49	50
51	52	53	54	55	56	57	58	59	60
61	62	63	64	65	66	67	68	69	70
71	72	73	74	75	76	77	78	79	80
81	82	83	84	85	86	87	88	89	90
91	92	93	94	95	96	97	98	99	100

GIANTKILLER by Peter Killworth
Published by TOPOLOGIKA 1987

Workmen Puzzle

The symbol ? shows a wall which MAY be open. If it is, then the rest are not.



GIANTKILLER by Peter Killworth
Published by TOPOLOGIKA 1987

Ever-changing maze

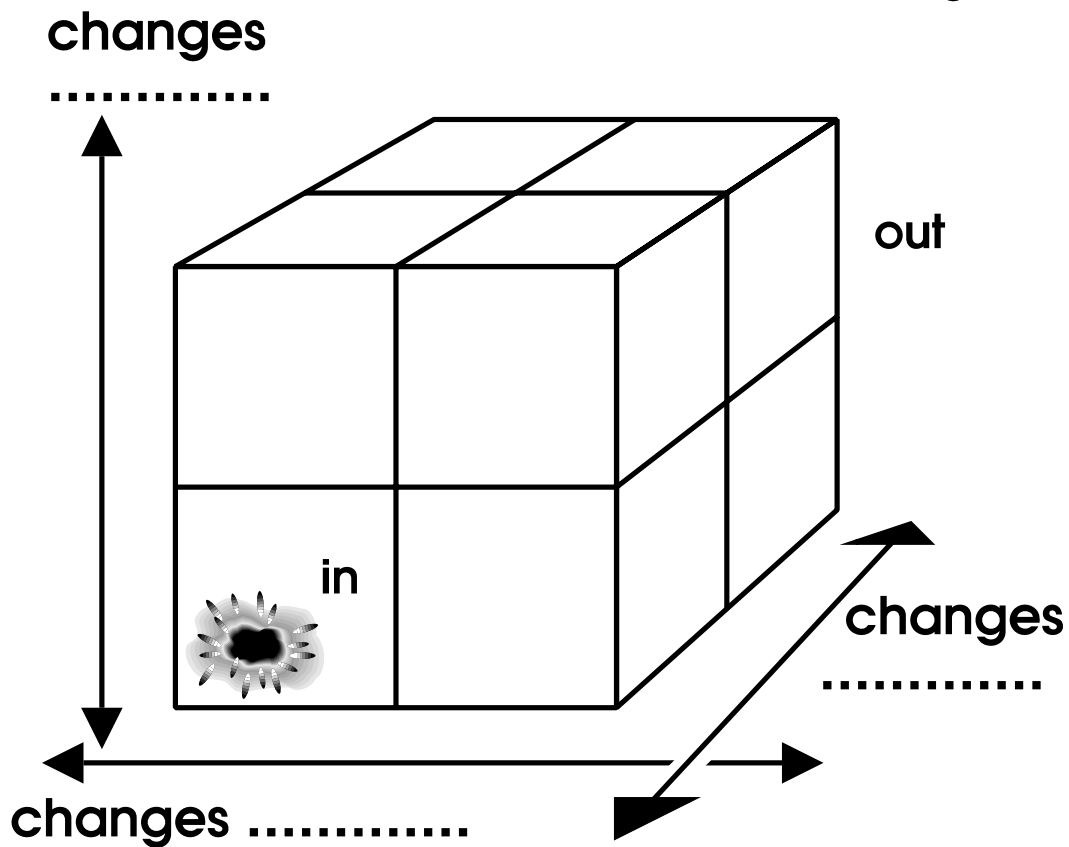
Room	N	NE	E	SE	S	SW	W	NW
steel								
ebony								
iron								

When you leave a room, record the kind of room you move into

GIANTKILLER by Peter Killworth
 Published by TOPOLOGIKA 1987

Venn Cube

 is a
pulsating rock



1. Find out how the rooms change as you move.
2. Find out the properties of the Exit room.
3. Escape!

GIANTKILLER by Peter Killworth
Published by TOPOLOGIKA 1987